

6° EDIZIONE



CATALOGO MOLLE A GAS
GAS SPRINGS CATALOGUE



A



O



P



S



INDICE CASE

CAR PRODUCER INDEX

<i>Alfa Romeo</i>	20
<i>Audi</i>	20
<i>Autobianchi</i>	21
<i>Bmw</i>	21
<i>Chevrolet</i>	21
<i>Chrysler</i>	22
<i>Citroen</i>	22
<i>Dacia</i>	22
<i>Dodge</i>	22
<i>Fiat</i>	22
<i>Ford</i>	24
<i>Honda</i>	24
<i>Hyundai</i>	25
<i>Jaguar</i>	25
<i>Jeep</i>	25
<i>Kia</i>	25
<i>Lada</i>	26
<i>Lancia</i>	26
<i>Land Rover</i>	26
<i>Mazda</i>	27
<i>Mercedes</i>	27
<i>Mini</i>	27

<i>Mitsubishi</i>	27
<i>Nissan</i>	27
<i>Opel</i>	28
<i>Peugeot</i>	29
<i>Porsche</i>	29
<i>Renault</i>	29
<i>Saab</i>	30
<i>Seat</i>	31
<i>Skoda</i>	31
<i>Smart</i>	31
<i>Ssang-Yong</i>	31
<i>Subaru</i>	31
<i>Suzuki</i>	32
<i>Toyota</i>	32
<i>Volkswagen</i>	32
<i>Volvo</i>	34

MOLLE A GAS

GAS SPRINGS

CROSS REFERENCE

CAR PRODUCER CASA	ORIGINAL CODE CODICE ORIGINALE	CODE CODICE
ALFA ROMEO	46739202	AP 5802
	50500057	AP 6202
	50508010	AP 6110
	50509830	AP 6242
	50515442	AP 6111
	50519970	AP 6186
	60502523	AP 5002
	60558222	AP 5001
	60567399	AP 5003
	60567794	AP 5005
	60604174	AP 5007
	60604823	AP 5006
	60622424	AP 6132
	60651067	AP 5803
	60654724	AP 5804
	60658924	AP 6204
	60664833	AP 5805
	60680087	AP 5897
	60680856	AP 6424
	60681587	AP 6178
60683933	AP 5900	
AUDI	1J0823359C	AP 6246
	3B5827550A	AP 6128
	4B0823359C	AP 6390
	4E0827551A	AP 6025
	4F0823359A	AP 6392
	4F5827552	AP 6026
	4F9827552E	AP 6023
	4G8823359A	AP 6154
	4L0827552E	AP 6027
	8A9827552D	AP 5051
	8D0823359	AP 5053
	8D0823359A	AP 6394
	8D9827552	AP 5055
	8D9827552F	AP 6254
	8D9827552H	AP 6254
	8E0823359A	AP 6388
	8E5827552C	AP 6144
	8E5827552J	AP 6144
	8E9827552E	AP 5807
	8K9827552B	AP 6264
	8L0823359	AP 6256
	8N0823359	AP 6130
	8P0823359	AP 6396
	8P0823359B	AP 6388
	8P3827552A	AP 5806
	8P3827552B	AP 5806
	8R0823359A	AP 6418
	8R0827552	AP 6258
	8T0823359	AP 6412
	8T0827919	AP 6024
	8U0827552A	AP 6430
	8V3827552	AP 6438
8X0823359	AP 6418	
8X3827552	AP 6280	
8Z0827552B	AP 6278	



CAR PRODUCER CASA	ORIGINAL CODE CODICE ORIGINALE	CODE CODICE
AUTOBIANCHI	4484653	AP 5100
	60617400	AP 5101
BMW	1247127875	AP 5893
	41626801258	AP 5852
	41627166758	AP 6164
	51231960852	AP 6166
	51233400352	AP 6134
	51237008745	AP 6148
	51237060550	AP 6176
	51237118370	AP 6168
	51237129190	AP 6176
	51237148864	AP 6160
	51238119558	AP 6184
	51238174866	AP 6156
	51238202688	AP 6150
	51238402551	AP 6142
	51241947096	AP 6366
	51242990136	AP 6571
	51243400379	AP 6059
	51244365788	AP 6164
	51244394052	AP 5854
	51247008764	AP 6058
	51247060622	AP 5853
	51247061432	AP 6057
	51247127875	AP 6316
	51247148902	AP 6238
	51247177283	AP 6060
	51247239871	AP 6439
	51247259763	AP 6440
	51248171158	AP 6282
	51248190688	AP 6122
	51248220075	AP 6162
	51248232873	AP 6316
	51248402405	AP 6298
CHEVROLET	20913311	AP 6516
	95047796	AP 6516
	95152165	AP 6514
	95152166	AP 6514
	95470709	AP 6514
	95470710	AP 6514
	95494360	AP 6516
	95962016	AP 6170
	963061579	AP 6226
	96540939	AP 6051
	96563503	AP 6244
	96601844	AP 5855
	96617850	AP 6047
	96624640	AP 6049
	96666915	AP 6048
	96830123	AP 6050
	96984466	AP 6516
CHRYSLER	05109605AC	AP 6488
	55136764AA	AP 6136
CITROEN	1489342080	AP 5829
	1607549480	AP 6468
	5802A007	AP 6009



CAR PRODUCER CASA	ORIGINAL CODE CODICE ORIGINALE	CODE CODICE
CITROEN	7825.11	AP 6543
	7925.11	AP 6543
	792513	AP 6352
	792514	AP 6272
	8371.A8	AP 6544
	8731 E0	AP 5885
	8731.T9	AP 6441
	8731.VO	AP 6114
	8731A3	AP 6362
	8731C1	AP 6362
	8731CO	AP 5205
	8731E3	AP 6364
	8731F1	AP 6380
	8731F7	AP 6092
	8731G6	AP 5829
	8731H8	AP 5888
	8731J8	AP 6096
	8731K0	AP 6095
	8731K1	AP 6094
	8731K2	AP 6094
	8731K9	AP 5889
	8731L0	AP 5887
	8731L8	AP 5937
	8731N9	AP 6097
	8731R9	AP 6093
	8731V4	AP 6428
	8731X6	AP 6515
	95631956	AP 6314
	96027543	AP 5203
	9626677480	AP 6376
	9629618980	AP 6543
	9637509380	AP 6354
	9654438680	AP 6342
9676672180	AP 6515	
9681486580	AP 6318	
9683733980	AP 6441	
9801060880	AP 6515	
9801061480	AP 6515	
DACIA	654712943	AP 6566
	654713274R	AP 6568
	8200735264	AP 6292
	90452004R	AP 6555
DODGE	5178293AC	AP 6434
	K55360915AB	AP 6045C
FIAT	1354844080	AP 6114
	1489342080	AP 5829
	4297742	AP 5250
	4392130	AP 5256
	4424045	AP 5266
	4426871	AP 5264
	4483658	AP 5253
	46420780	AP 5271
	46453503	AP 5251
	46514867	AP 5809
	46524678	AP 5818
	46559858	AP 6120



CAR PRODUCER CASA	ORIGINAL CODE CODICE ORIGINALE	CODE CODICE
FIAT	46739202	AP 5802
	46744596	AP 5817
	46762434	AP 6542
	46771551	AP 5801
	46784590	AP 5815
	46784994	AP 5811
	46784995	AP 5812
	46824070	AP 5816
	46826216	AP 6414
	46827091	AP 5898
	46827091A	AP 5810
	46830389	AP 5895
	46835404	AP 5808
	468839662	AP 6113
	51709681	AP 6542
	51716995	AP 5812B
	51734960	AP 5894
	51736743	AP 6542
	51736744	AP 6542
	51751743	AP 6099
	51778432	AP 5896
	51778432	AP 6100
	5178293AC	AP 6434
	51785412	AP 6098
	51812267	AP 6270
	518416340	AP 6435
	51859965	AP 6436
	51883050	AP 6433
	51923979	AP 6442
	51953757	AP 6433
	52029616	AP 6567
	52031518	AP 6567
	5975342	AP 5257
	5981660	AP 5255
	5993542	AP 5259
	64835404	AP 5899
	71743352	AP 6014
	735364074	AP 6112
	7516691	AP 5272
	7550172	AP 5254
	75501720	AP 5254
	7587706	AP 5258
	7606304	AP 5260
	7606304D	AP 5267
	7611700	AP 5258
	7636049	AP 5262
	7671700	AP 5263
	7734566	AP 5265
	7769737	AP 5269
	7774707	AP 5268
	82429686	AP 5252
	9626493880	AP 5270
FORD	1008277	AP 5308
	1020155	AP 5304
	1025425	AP 5310
	1075742	AP 5311

CAR PRODUCER CASA	ORIGINAL CODE CODICE ORIGINALE	CODE CODICE
FORD	1093705	AP 5819
	1094814	AP 6344
	1117246	AP 5862
	1119688	AP 5865
	1224731	AP 5867
	1229461	AP 5820
	1232189	AP 5821
	1251915	AP 5863
	1252377	AP 6571
	1252806	AP 6064
	1252806	AP 6571
	1321021	AP 5861
	1349309	AP 5866
	1434313	AP 6063
	1436155	AP 6061
	1437538	AP 6065
	1481998	AP 6062
	1520777	AP 6066
	1542413	AP 6512
	1637868	AP 5300
	1666068	AP 6566
	1683725	AP 6571
	1766176	AP 6510
	4 378 216	AP 6540
	5 208 361	AP 6540
	51794232	AP 6512
	6900216	AP 5305
	6934502	AP 5309
	6965595	AP 5306
	6M21U406A10AD	AP 6336
	7M3823359A	AP 6218
	8A61A406A10AB	AP 6312
	9551B460A10AA	AP 6512
	AM51R406A10AD	AP 6513
	AM51U406A10AC	AP 6510
	AV11R406A10AB	AP 6517
	BM51A406A10AE	AP 6234
BM51N406A10AC	AP 6432	
HONDA	04741SAA010	AP 5822
	04741SED000	AP 6108
	04746SED000	AP 6108
	04746SEG900	AP 5868
	04746TF0000	AP 6506
	74820S6DE02	AP 5824
	74820SMGE01	AP 5869
	74820SV5315	AP 6106
	74820T1GE010	AP 6507
	74820T1GE010M1	AP 6507
	74820T1GE110	AP 6508
	74820T1GE110M1	AP 6508
	74820TV0E011M1	AP 6509
	74820TV0E111M1	AP 6509
	74870SV5315	AP 6107
	74870T1GE010	AP 6507
	74870T1GE010M1	AP 6507
	74870T1GE110	AP 6508

CAR PRODUCER CASA	ORIGINAL CODE CODICE ORIGINALE	CODE CODICE
HONDA	74870T1GE110M1	AP 6508
HYUNDAI	81750H1000	AP 6006
	817700X000	AP 6503
	8177017031	AP 6005
	817701C001	AP 5858
	817701J000	AP 6505
	817701J010	AP 6505
	817701K000	AP 6501
	817702B000	AP 6001
	817703Z000	AP 6500
	81770A6000	AP 6504
	81770-D7000	AP 6554
	8177126011	AP 6003
	817712D220	AP 6502
	817712D720	AP 6502
	817712-E000	AP 6004
	817712W000	AP 6499
	817801J000	AP 6505
	817801J010	AP 6505
	817801K000	AP 6501
	817803Z000	AP 6500
	817804A100	AP 6000
	81780A6000	AP 6504
	8395043100	AP 6002
JAGUAR	AW936342700AB	AP 6498
	C2D1517	AP 6498
	CS21687	AP 6022
	CS232825	AP 6021
JEEP	5115226AB	AP 6495
	52017651	AP 6560
	55113632AA	AP 6496
	55136764AA	AP 6136
	55394322AA	AP 6262
	55394323AA	AP 6262
	57010181AB	AP 6497
	68025358AA	AP 6262
	68025359AA	AP 6262
KIA	817701F010	AP 6011
	817701G000	AP 5903
	817701W200	AP 6492
	817701Y000	AP 6491
	817701Y010	AP 6491
	817702P500	AP 6493
	817703W000	AP 6489
	817704T000	AP 6489
	81770A2000	AP 6490
	817713-E020	AP 6010
	817714D000	AP 6494
	817801G000	AP 5902
	817801W200	AP 6492
	817801Y000	AP 6491
	817801Y010	AP 6491
	817802P500	AP 6493
	817803W000	AP 6489
	817804T000	AP 6489
	81780A2000	AP 6490

CAR PRODUCER CASA	ORIGINAL CODE CODICE ORIGINALE	CODE CODICE
KIA	817814D000	AP 6494
LADA	21086308015	AP 5351
	21216308015	AP 5350
LANCIA	1489342080	AP 5829
	1489342080	AP 5901
	4589655AD	AP 6488
	46309135	AP 5403
	46428438	AP 5826
	46429507	AP 5402
	46433702	AP 5404
	46453835	AP 5827
	46725028	AP 5406
	46763101	AP 5825
	46817935	AP 5828
	46830389	AP 5895
	51023300	AP 5901
	51809199	AP 6115
	518336250	AP 6322
	5893902	AP 5405
	7792951	AP 5407
	82336687	AP 5401
	82437256	AP 5400
LAND ROVER	5H32406A10BB	AP 6370
	6H32406A10AB	AP 6484
	6H32406A10AC	AP 6484
	6H32406A10BB	AP 6484
	6H32406A10BB	AP 6485
	6H32406A10BC	AP 6484
	6H5216C826BD	AP 6152
	6H52406A10AF	AP 6302
	8H2216E610AA	AP 6426
	8H22406A10BA	AP 6487
	BHE760020	AP 6486
	BHE790043	AP 6485
	BHE790050	AP 6485
	BHE790053	AP 6485
	BHE790060	AP 6484
	BHE790060	AP 6485
	BHE790070	AP 6484
	BHE790070	AP 6485
	BHE79054	AP 6484
	BHE79054	AP 6485
	BJ32406A10AB	AP 6482
	CH32406A10AB	AP 6485
	CPLA406A10AA	AP 6483
	LR025379	AP 6482
	LR027543	AP 6484
	LR029320	AP 6484
	XH42406A10AA	AP 6486
MAZDA	3M71A406A10AD	AP 6330
	BBM456930A	AP 6480
	BBM56930A	AP 6480
	BBN962620A	AP 6480
	BBN963620A	AP 6480
	BN8W56930	AP 6481
	BN8W56930A	AP 6481



CAR PRODUCER CASA	ORIGINAL CODE CODICE ORIGINALE	CODE CODICE
MAZDA	BN8W56930B	AP 6481
	BP4K63620D	AP 6308
	D65162620	AP 6278
	D65162620	AP 6479
	D65163620	AP 6479
	G21B62620B	AP 6276
	GS2A62620D	AP 6477
	GS2A63620B	AP 6477
	GS2A63620C	AP 6477
	GS2A63620D	AP 6477
MERCEDES	1637400345	AP 6368
	1647400245	AP 6320
	1689801164	AP 5830
	1697400045	AP 5878
	1699800964	AP 6316
	1699801064	AP 6316
	19808064	AP 6553
	2037400045	AP 5879
	2088800029	AP 6208
	2108800229	AP 6214
	2108800429	AP 6214
	2118800029	AP 6382
	6399800164	AP 6046
	A1647400145	AP 6045M
	A1647400245	AP 6044M
	A1669801964	AP 6475
	A1669802064	AP 6475
	A1769800164	AP 6478
	A1769800264	AP 6478
A1769800364	AP 6478	
A4149800064	AP 6476	
A6399800164	AP 6046	
MINI	51242759034	AP 6471
	51247148902	AP 6473
	51247167442	AP 6474
	51249801386	AP 6472
	7167442	AP 6474
MITSUBISHI	1607549480	AP 6468
	5802A007	AP 6009
	MR959243	AP 5857
	MR959247	AP 5856
NISSAN	9045000QAA	AP 6511
	904501HB0A	AP 6466
	904501KA1A	AP 6372B
	904504EA1A	AP 6465
	904509C102	AP 6072
	904509U00A	AP 6467
	9045-09U00A	AP 6068
	90450AX610	AP 5891
	90450BM425	AP 5940
	90450JD01B	AP 6067
	90450JG400	AP 6464
	904511HB0A	AP 6466
	904514F111	AP 5599
	904519C102	AP 6071
90451JG400	AP 6464	



CAR PRODUCER CASA	ORIGINAL CODE CODICE ORIGINALE	CODE CODICE
NISSAN	90451JG40A	AP 6464
	90452AV700	AP 6224
	K0450EQ30B	AP 6070
	K0451EQ30B	AP 6069
OPEL	1180402	AP 6124
	13101335	AP 5874
	13122695	AP 5872
	13128759	AP 5873
	13182309	AP 6470
	13182537	AP 6360
	132111	AP 6538
	132112	AP 6538
	13220159	AP 6228
	13220159F	AP 5875
	13241974	AP 5871
	13252173	AP 6386
	13258179	AP 6346
	132670	AP 5833
	132711	AP 5607
	132712	AP 5605
	132716	AP 5604
	132720	AP 5602
	132721	AP 5601
	132724	AP 5606
	132725	AP 6326
	132726	AP 6416
	132739	AP 6332
	132742	AP 6452
	13338367	AP 6230
	133428064	AP 6561
	13387067	AP 6527
	176414	AP 6469
	176537	AP 6073
	176538	AP 6075
	24454473	AP 6372
	24463829	AP 5876
	24465295	AP 6310
4414419	AP 6076	
4705685	AP 6268	
4809275	AP 6516	
5132262	AP 5870	
90579440	AP 5832	
9114311	AP 5877	
9212659	AP 5271	
9212659	AP 5831	
93867088	AP 6232	
95095593	AP 6538	
95095594	AP 6538	
96661403	AP 6516	
96661404	AP 6200	
96661638	AP 6074	
PEUGEOT	1607549480	AP 6468
	1609616580	AP 6459
	5802A007	AP 6009
	7000510263EO	AP 6457
	792515	AP 5836

CAR PRODUCER CASA	ORIGINAL CODE CODICE ORIGINALE	CODE CODICE	
PEUGEOT	8731,G6	AP 6083	
	8731.VO	AP 6114	
	87310E6	AP 5834	
	873193	AP 5663	
	8731C5	AP 5839	
	8731C9	AP 5838	
	8731E2	AP 5651	
	8731F8	AP 5837	
	8731G4	AP 5650	
	8731G5	AP 5835	
	8731G6A	AP 5829	
	8731J3	AP 6082	
	8731J6	AP 5881	
	8731K4	AP 5883	
	8731L0	AP 5887	
	8731L7	AP 6079	
	8731Q0	AP 6080	
	8731Q1	AP 6077	
	8731Q2	AP 6078	
	8731Q6	AP 6081	
	8731Q7	AP 6008	
	8731Q8	AP 6457	
	8731T4	AP 6216	
	8731W3	AP 6458	
	9673083680	AP 6459	
	9676494780	AP 6459	
	9683207080	AP 6216	
	9683422180	AP 6306	
	9683738180	AP 6348	
	9807899380	AP 6528	
	PORSCHE	95551252800	AP 6017
		95551255004	AP 6016
RENAULT	6020014070	AP 6453	
	6025106762	AP 5706	
	654703934R	AP 6562	
	654712943R	AP 6566	
	654713274R	AP 6568	
	7000510523BO	AP 6454	
	7700303139	AP 5908	
	7700303139	AP 6511	
	7700303186	AP 6511	
	7700308167	AP 6511	
	7700434465	AP 6552	
	7700756058	AP 5702	
	7700800311	AP 5703	
	7700815135	AP 5705	
	7700828454	AP 6552	
	7700838612	AP 5709	
	7700842256	AP 6568	
	8200000896	AP 5842	
	8200000902	AP 5841	
	8200000902	AP 5909	
	8200000903	AP 5840	
	8200000903	AP 5914	
8200003020	AP 5844		
8200003020	AP 5910		

CAR PRODUCER CASA	ORIGINAL CODE CODICE ORIGINALE	CODE CODICE
RENAULT	8200021974	AP 5906
	8200021975	AP 5907
	8200025317	AP 5845
	8200025317	AP 5913
	8200051750	AP 5920
	8200091749	AP 6422
	8200119497	AP 5919
	8200119498	AP 5915
	8200119500	AP 6284
	8200130187	AP 6420
	8200174571	AP 5843
	8200212598	AP 5939
	8200219322	AP 6101
	8200219323	AP 6103
	8200299546	AP 5918
	8200362400	AP 5917
	8200377199	AP 5911
	8200377789	AP 5912
	8200385560	AP 6104
	8200497806	AP 6105
	8200583852	AP 6102
	8200616559	AP 6286
	8200665709	AP 6288
	8200735264	AP 6292
	844300009R	AP 6522
	844301324R	AP 6443
	844307620R	AP 6451
	844308661R	AP 6521
	8465124	AP 6511
	904500004R	AP 6454
	904502915R	AP 6524
	90452004R	AP 6555
	904529943R	AP 6567
SAAB	12768264	AP 6019
	12778556	AP 6020
	5360839	AP 6018
SEAT	1M0823359A	AP 6340
	1M6827550A	AP 6248
	1P0827550	AP 5934
	1ST827550B	AP 6518
	5F4827550A	AP 6450
	5P0827550A	AP 5932
	5P5827550A	AP 5933
	5P9827550	AP 6250
	6J4827550B	AP 6324
	6K5827550A	AP 6138
	6K5827550C	AP 6138
	6K6827550	AP 5741
	6K6827550A	AP 5741
	6L5827550B	AP 5935
	6L6827550B	AP 5931
	6X0827550A	AP 6252
	7M0827550G	AP 5936
	7M3823359A	AP 6218
	7NO827550	AP 6525
	8E5827552K	AP 6144

CAR PRODUCER CASA	ORIGINAL CODE CODICE ORIGINALE	CODE CODICE	
SKODA	1ST827550B	AP 6518	
	1U6827550E	AP 5847	
	1U9827550B	AP 6182	
	1Z5827550B	AP 5930	
	1Z5827550C	AP 5930	
	1Z5827550D	AP 5930	
	1Z5827550E	AP 5930	
	1Z9827550	AP 5929	
	3T9827550	AP 6537	
	5E5827550	AP 6532	
	5J6828550B	AP 6028	
	5J7827550	AP 6029	
	5JA827550C	AP 6531	
	5L6827550	AP 6294	
	6U0827551B	AP 6296	
	6Y0827550A	AP 5846	
	6Y0827550C	AP 5927	
	SMART	0009223V005	AP 6146
		0009235V006	AP 6240
113000013		AP 5890	
4519880004		AP 6210	
4547400145		AP 6300	
SSANG-YONG	7140608101	AP 6007	
	7145009000	AP 6008	
SUBARU	S63269AG022	AP 6086	
	S63269AG032	AP 6085	
	S63269FG020	AP 6088	
	S63269FG030	AP 6087	
	S63269SC000	AP 6090	
	S63269SC010	AP 6089	
	S68950B1031	AP 6084	
	S68960B1031	AP 6084	
	SUZUKI	81800-81812	AP 6015
8180162810000		AP 5943	
8180162820000		AP 5942	
8185051810		AP 5271	
81850-51810		AP 6012	
81850-79J00		AP 6014	
81850-86G00		AP 6013	
81850M68K00		AP 6453	
8185185C00		AP 6523	
TOYOTA		68906-52010	AP 6212
	68950-02090	AP 6055	
	68950-02091	AP 6055	
	68950-02120	AP 6455	
	68950-02130	AP 6455	
	68950-05070	AP 6546	
	68950-05071	AP 6546	
	68950-05072	AP 6546	
	6895005080	AP 6456	
	6895005081	AP 6456	
	68950-09110	AP 5848	
	68950-09150	AP 6546	
	68950-09320	AP 6546	
	68950-09340	AP 6546	
	68950-09341	AP 6052	

CAR PRODUCER CASA	ORIGINAL CODE CODICE ORIGINALE	CODE CODICE	
TOYOTA	68950-0D020	AP 5938	
	68950-0F012	AP 6056	
	68950-0H010	AP 5887	
	68950-0W431	AP 6054	
	68950-0W560	AP 6158	
	689500W641	AP 6534	
	689500W651	AP 6534	
	68950-0W660	AP 6190	
	68950-0W660	AP 6534	
	68950-0W661	AP 6534	
	68950-52361	AP 6526	
	68960-02030	AP 6222	
	68960-02080	AP 6055	
	68960-05070	AP 6546	
	68960-05071	AP 6546	
	68960-05072	AP 6546	
	68960-09100	AP 6546	
	68960-09250	AP 6546	
	68960-09261	AP 6053	
	68960-0D010	AP 5938	
	68960-0Q010	AP 6250	
	68960-0W240	AP 6236	
	68960-0W621	AP 6534	
	689600W631	AP 6534	
	68960-0W641	AP 6534	
	68960-52381	AP 6526	
	VOLKSWAGEN	191827550B	AP 5761
		1C0827359D	AP 6384
		1C0827550A	AP 6350
		1H6827550A	AP 5762
1J0823359C		AP 6246	
1j6827550		AP 6539	
1K0823359A		AP 6402	
1K5827550C		AP 5925	
1K6827550F		AP 5922	
1K8827550A		AP 6216	
1K9827550A		AP 6031	
1S6827550D		AP 6519	
1ST827550B		AP 6518	
1T0823359A		AP 6180	
1T0827550E		AP 6032	
1T0827550H		AP 6449	
1TO827550H		AP 6449	
321827550J		AP 5766	
3A9827550		AP 5767	
3AE827550A		AP 6444	
3AF827550B		AP 6445	
3B0823359B		AP 6390	
3B5827550A		AP 6128	
3B5827550E		AP 6128	
3C0823359A		AP 6404	
3C5827550B		AP 5926	
3C9827550A		AP 5923	
3T9827550		AP 6537	
5C5827550		AP 6535	
5C5827550A		AP 6535	



CAR PRODUCER CASA	ORIGINAL CODE CODICE ORIGINALE	CODE CODICE
VOLKSWAGEN	5C5827550C	AP 6535
	5C6827550	AP 6520
	5G0823359	AP 6563
	5G6827550C	AP 6536
	5K0823359B	AP 6548
	5K0823359C	AP 6548
	5K0823359D	AP 6548
	5K6827550B	AP 6206
	5M0827550	AP 6033
	5M0827550A	AP 6033
	5N0827550A	AP 6030
	5Z6827550B	AP 5921
	6E0827550B	AP 5851
	6K5827550A	AP 6138
	6Q0823359	AP 6545
	6Q0823359	AP 6564
	6Q0823359C	AP 6545
	6Q0823359C	AP 6564
	6Q5827550A	AP 6565
	6Q5827550B	AP 6565
	6Q6827550C	AP 5850
	6Q6827550C	AP 5924
	6R6827550A	AP 6446
	6X0827550A	AP 6252
	7H0823359C	AP 6172
	7H0827550	AP 6408
	7H0827550B	AP 6410
	7L6827550L	AP 6035
	7L6827550N	AP 6034
	7M0827550G	AP 5936
	7M0827550G	AP 6036
	7M3823359A	AP 6218
	7NO827550	AP 6525
	7P6823359	AP 6448
	7P6827550	AP 6448
	867827539A	AP 5764
	867827550	AP 5763
	8L0823359	AP 6256
VOLVO	1334648	AP 5800
	1394640	AP 5800
	1394650	AP 5800
	30634580	AP 6040
	30649439	AP 6040
	30649736	AP 6274
	30657235	AP 6041
	30674836	AP 6463
	30779837	AP 6038
	30799161	AP 6042
	30799188	AP 6039
	30803472	AP 6356
	31217640	AP 6530
	31217910	AP 6328
	31217910	AP 6462
	31218465	AP 6037
	31218511	AP 6040
	31276851	AP 6188



CAR PRODUCER CASA	ORIGINAL CODE CODICE ORIGINALE	CODE CODICE
VOLVO	31278560	AP 6461
	31278869	AP 6140
	31297080	AP 6462
	31333127	AP 6460
	31333202	AP 6460
	31395607	AP 6461
	8650233	AP 6126
	9483297	AP 6164
	9483570	AP 6406
	9483571	AP 6406
	9483572	AP 6406
	9483573	AP 6406

MOLLE A GAS

GAS SPRINGS

APPLICAZIONI

REF. APPLICATION GUIDE

CAR PROD. CASA	MODEL / VERSION MODELLO / VERSIONE	YEAR ANNO	LENG. LUNG.	STROKE CORSA	FORCE FORZA	ORIGINAL ORIGINALE	JUNCT. ATT.	SIDE LATO	CODE CODICE
ALFA ROMEO	145	94-->	310	109	550	60567794	S-S	REAR	AP 5005
	146	94-->	522	207	400	60604823	S-S	REAR	AP 5006
	147	00-->	437	198	437	50500057	A-A	REAR	AP 6202
	155	02-->	673	280	230	60604174	S-S	FRONT	AP 5007
	156	02-->	400	160	300	60654724	A-A	FRONT	AP 5804
	156	02-->	263	95	370	60651067	A-A	REAR	AP 5803
	156 SW	02-->	348	130	620	60664833	A-A	REAR	AP 5805
	159	06-->	290	105	380	60680087	A-A	REAR	AP 5897
	159 SW	06-->	250	82	1100	60683933	A-A	REAR	AP 5900
	159 SW	06-->	251	79	1180	50508010	A-A	REAR	AP 6110
	164	87-->	615	243	240	60558222	O-O	FRONT	AP 5001
	166	-->03	438	200	460	60658924	A-A	FRONT	AP 6204
	166	03-->	420	180	400	60680856	A-A	FRONT	AP 6424
	166	98-->	280	127	390	60622424	A-A	REAR	AP 6132
	33	82-->89	565	230	210	60502523	S-O	REAR	AP 5002
	33 Restyling	89-->	550	230	360	60567399	S-O	REAR	AP 5003
	GIULIETTA	10-->	420	164	250	50519970	A-A	FRONT	AP 6186
	GIULIETTA	10-->	500	230	430	50509830	A-A	REAR	AP 6242
	GT	04-->	355	120	350	46739202	A-A	FRONT	AP 5802
	GT	04-->	400	182	450	60681587	A-A	REAR	AP 6178
	MITO	08-->	457	170	320	50515442	A-A	REAR	AP 6111
AUDI	80 SW	92-->	580	205	500	8A9827552D	A-A	REAR	AP 5051
	A1	10-->	298	127	420	8X0823359	A-A	FRONT	AP 6418
	A1	10-->	515	230	600	8X3827552	A-A	REAR	AP 6280
	A2	00-->	513	229	370	8Z0827552B	A-A	REAR	AP 6278
	A3	-->03	500	230	490	8D9827552H	A-A	REAR	AP 6254
	A3	-->03	500	230	490	8D9827552F	A-A	REAR	AP 6254
	A3	02-->	487	205	460	8P3827552A	A-A	REAR	AP 5806
	A3	03-->	722	340	300	8P0823359	A-A	FRONT	AP 6396
	A3	05-->	720	307	290	8D0823359	O-O	FRONT	AP 5053
	A3	05-->	500	211	420	8D9827552	S-S	REAR	AP 5055
	A3	07-->	713	335	330	8P0823359B	A-A	FRONT	AP 6388
	A3	07-->	487	205	460	8P3827552B	A-A	REAR	AP 5806
	A3 I	96-->03	500	230	350	8L0823359	A-A	FRONT	AP 6256
	A3 I	98-->05	500	230	350	1J0823359C	A-A	FRONT	AP 6246
	A3 MOT. 8V1 TT	04.12-->	543,5	216,5	460	8V3827552	A-A	REAR	AP 6438
	A4	-->00	722	340	310	8D0823359A	O-O	FRONT	AP 6394
	A4	-->04	713	335	330	8E0823359A	A-A	FRONT	AP 6388
	A4	05-->	500	211	420	8D9827552	S-S	REAR	AP 5055
	A4	05-->	720	307	290	8D0823359	O-O	FRONT	AP 5053
	A4	08-->	505	220	550	8K9827552B	A-A	REAR	AP 6264
	A4 - A5	07-->	760	360	340	8T0823359	A-A	FRONT	AP 6412
	A4 3 Volumi 1.6/3.2	04-->08	298	96	700	8E5827552C	A-A	REAR	AP 6144
	A4 I	94-->00	278	119	530	3B5827550A	A-A	REAR	AP 6128
	A4 II	00-->04	713	335	330	8E0823359A	A-A	FRONT	AP 6388
	A4 II AVANT	02-->	500	208	530	8E9827552E	A-A	REAR	AP 5807
	A4 III	04-->08	298	96	700	8E5827552J	A-A	REAR	AP 6144
	A4 III	04-->08	713	335	330	8E0823359A	A-A	FRONT	AP 6388
	A5	07-->	350	143	150	8T0827919	A-A	REAR	AP 6024
	A6	-->05	722	340	300	4B0823359C	A-A	FRONT	AP 6390
	A6	08-->	297	79	730	4F5827552	A-A	REAR	AP 6026
	A6	08-->	722	330	180	4F0823359A	A-A	FRONT	AP 6392
	A6	10-->	328	145	380	4G8823359A	A-A	FRONT	AP 6154
	A6 AVANT	08-->	488	200	600	4F9827552E	A-A	REAR	AP 6023
	A8	08-->	405	160	300	4E0827551A	A-A	REAR	AP 6025
	Q3	11-->	500	222	560	8U0827552A	A-A	REAR	AP 6430

CAR PROD. CASA	MODEL / VERSION MODELLO / VERSIONE	YEAR ANNO	LENG. LUNG.	STROKE CORSA	FORCE FORZA	ORIGINAL ORIGINALE	JUNCT. ATT.	SIDE LATO	CODE CODICE
AUDI	Q5	08-->	500	222	600	8R0827552	A-A	REAR	AP 6258
	Q5	08-->	298	127	420	8R0823359A	A-A	FRONT	AP 6418
	Q7	06-->10	500	197	630	4L0827552E	A-A	REAR	AP 6027
	TT	98-->	279	117	440	8N0823359	A-A	FRONT	AP 6130
AUTOBIANCHI	A112	77-->	362	135	190	4484653	A-O	REAR	AP 5100
	Y10	85-->	598	248	160	60617400	S-S	REAR	AP 5101
BMW	MINI	05-->	495	200	330	41626801258	A-A	REAR	AP 5852
	MINI (R50)	06-->	341	95	700	51237148864	A-A	FRONT	AP 6160
	MINI (R56)	06-->	495	220	370	51247148902	A-A	FRONT	AP 6238
	SERIE 1 (E87 / E88)	04-->	375	169	350	51237118370	A-A	FRONT	AP 6168
	SERIE 1 (E87)	04-->	415	160	400	51247060622	A-A	REAR	AP 5853
	SERIE 1 (E88)	07-->	364	152	310	41627166758	A-A	REAR	AP 6164
	SERIE 1 1997/2001 i	03.13-->	466,5	172	466	51247239871	A-A	REAR	AP 6439
	SERIE 3	06-->	368	110	320	51244394052	A-A	REAR	AP 5854
	SERIE 3 (E30) TOURING	-->94	635	287	290	51241947096	A-A	REAR	AP 6366
	SERIE 3 (E36)	-->98	365	175	320	51231960852	O-O	FRONT	AP 6166
	SERIE 3 (E36)	-->99	410	180	280	51238119558	O-O	FRONT	AP 6184
	SERIE 3 (E36) TOURING	-->98	517	218	400	51248171158	A-A	REAR	AP 6282
	SERIE 3 (E46)	-->05	316	140	580	51238202688	A-A	FRONT	AP 6150
	SERIE 3 (E46)	-->05	545	250	470	51248232873	A-A	REAR	AP 6316
	SERIE 3 (E46)	-->05	350	126	320	51248220075	A-A	REAR	AP 6162
	SERIE 3 (E90 / E91 / E92 / E93)	-->05	397	177	320	51237129190	A-A	FRONT	AP 6176
	SERIE 3 (E90 / E91 / E92 / E93)	-->05	397	177	320	51237060550	A-A	FRONT	AP 6176
	SERIE 3 (E90 / E91)TOURING	05-->	545	250	470	51247127875	A-A	REAR	AP 6316
	SERIE 3 (E90)	-->05	364	152	310	51244365788	A-A	REAR	AP 6164
	SERIE 3 1598 - 1.6 i	10.12-->	377	143	120	51247259763	A-A	REAR	AP 6440
	SERIE 3 TOURING	06-->	545	210	450	1247127875	A-A	REAR	AP 5893
	SERIE 3(E39)	-->04	333	120	680	51238174866	A-A	FRONT	AP 6156
	SERIE 5 (E39) TOURING	-->04	243	87	560	51248190688	A-A	REAR	AP 6122
	SERIE 5 (E60)	03-->	315	130	370	51237008745	A-A	FRONT	AP 6148
	SERIE 5 TOURING-SW	08-->	583			51247061432	A-A metal	REAR	AP 6057
	SERIE 6	04-->	424	167	340	51247008764	A-A	REAR	AP 6058
	X 1 (E84) SW 1.6/2.8 kw 85/180	03.09-->06.15	569	221,5	460	51242990136	A-A	REAR	AP 6571
X3 (E83)	04-->	283	118	720	51233400352	A-A	FRONT	AP 6134	
X3 (E83)	08-->	620	210	590	51243400379	A-A	REAR	AP 6059	
X5	08-->	515	148	710	51247177283	A-A	REAR	AP 6060	
X5 (E53)	00-->	297	135	650	51238402551	A-A	FRONT	AP 6142	
X5 (E53)	00-->	530	194	550	51248402405	A-A	REAR	AP 6298	
CHEVROLET	AVEO	05-->	387	150	380	96540939	A-A	REAR	AP 6051
	AVEO 2Volumi 1.2/1/6 Kw 51/85	03.11-->	485	190	510	95152166	A-A	REAR	AP 6514
	AVEO 2Volumi 1.2/1/6 Kw 51/85	03.11-->	485	190	510	95152165	A-A	REAR	AP 6514
	AVEO 2Volumi 1.2/1/6 Kw 51/85	03.11-->	485	190	510	95470709	A-A	REAR	AP 6514
	AVEO 2Volumi 1.2/1/6 Kw 51/85	03.11-->	485	190	510	95470710	A-A	REAR	AP 6514
	CAPTIVA	08-->	302	113	75	96624640	A-A	REAR WIN.	AP 6049
	CAPTIVA Fuoristrada C. 2.0/3.2 Kw 93/190	03.11-->	585	246	500	96984466	A-A	REAR	AP 6516
	CAPTIVA Fuoristrada C. 2.0/3.2 Kw 93/190	03.11-->	585	246	500	20913311	A-A	REAR	AP 6516
	CAPTIVA Fuoristrada C. 2.0/3.2 Kw 93/190	03.11-->	585	246	500	95047796	A-A	REAR	AP 6516
	CAPTIVA Fuoristrada C. 2.0/3.2 Kw 93/190	03.11-->	585	246	500	95494360	A-A	REAR	AP 6516
	CAPTIVA-INFERIORE	08-->	495	185	590	96830123	A-A	REAR	AP 6050
	KALOS	05-->	387	150	380	96540939	A-A	REAR	AP 6051
	LANOS	97-->	477	215	400	963061579	A-A	REAR	AP 6226
	MATIZ	-->05	500	200	280	96563503	A-A	REAR	AP 6244
	MATIZ	05-->	405	160	315	96601844	A-A	REAR	AP 5855
	MATIZ	08-->	405	161	330	96666915	A-A	REAR	AP 6048
	NUBIRA	08-->	490	192	500	96617850	A-A	REAR	AP 6047
SPARK	10-->	383	173	455	95962016	A-A	REAR	AP 6170	

CAR PROD. CASA	MODEL / VERSION MODELLO / VERSIONE	YEAR ANNO	LENG. LUNG.	STROKE CORSA	FORCE FORZA	ORIGINAL ORIGINALE	JUNCT. ATT.	SIDE LATO	CODE CODICE
CHRYSLER	GRAND VOYAGER V SPW 2.8/3.8 Kw 120/208	09.11-->	671	188	750	05109605AC	A-A	REAR	AP 6488
	VOYAGER III	01-->	285	123	370	55136764AA	A-A	FRONT	AP 6136
CITROEN	AX	-->96	545	250	300	95631956	A-A	REAR	AP 6314
	BERLINGO	08-->	622	225	625	8731R9	A-A	REAR	AP 6093
	BERLINGO	97-->	700	253	670	8731 E0	A-A	REAR	AP 5885
	C 1	05-->	555	228	305	8731L0	A-A	REAR	AP 5887
	C 2	03-->	460	185	380	8731H8	A-A	REAR	AP 5888
	C 3	05-->	443	175	420	8731K9	A-A	REAR	AP 5889
	C 4 PICASSO	08-->	580	196	625	8731N9	A-A	REAR	AP 6097
	C 4 3P	08-->	556	180	500	8731K0	A-A	REAR	AP 6095
	C 4 5P	08-->	545	165	425	8731J8	A-A	REAR	AP 6096
	C 5	08-->	494	200	585	8731K1	A-A	REAR	AP 6094
	C 5	08-->	494	200	585	8731K2	A-A	REAR	AP 6094
	C 5 BREAK SUP.	08-->	318	103	250	8731F7	A-St	REAR	AP 6092
	C3 II 1.4 73 HP TT	11.09-->	444,5	159	420	8731.T9	A-A	REAR	AP 6441
	C3 II 1.4 73 HP TT	11.09-->	444,5	159	420	9683733980	A-A	REAR	AP 6441
	C3 PICASSO	08-->	548	219	420	9681486580	A-A	REAR	AP 6318
	C4 AIRCROSS 1.6/1./ Kw 84/110	04.12-->	480	178	486	1607549480	A-A	REAR	AP 6468
	C4 GRAND PICASSO	06-->	580	215	630	9654438680	A-A	REAR	AP 6342
	C5	01-->	508	234	120	792514	A-A	FRONT	AP 6272
	C8	02-->	630	240	505	1489342080	A-A	REAR	AP 5829
	C8 SPW 2.0/3.0 Kw 79/150	07.02-->	630	240	505	8731G6	A-A	REAR	AP 5829
	C-CROSSER	07-->	490	197	420	5802A007	A-St	REAR	AP 6009
	DS3	10-->	420	180	340	8731V4	A-A	REAR	AP 6428
	DS4 2 Volumi 1.6/2.0 Kw 68/147	04.11-->	509,5	183	350	9676672180	A-A	REAR	AP 6515
DS4 2 Volumi 1.6/2.0 Kw 68/147	04.11-->	509,5	183	350	9801060880	A-A	REAR	AP 6515	
DS4 2 Volumi 1.6/2.0 Kw 68/147	04.11-->	509,5	183	350	9801061480	A-A	REAR	AP 6515	
DS4 2 Volumi 1.6/2.0 Kw 68/147	04.11-->	509,5	183	350	8731X6	A-A	REAR	AP 6515	
EVASION	95-->	610	237	570	8731C1	A-A	REAR	AP 6362	
EVASION	95-->	610	237	570	8731A3	A-A	REAR	AP 6362	
NEMO SW	09-->	596	224	670	8731.VO	A-A	REAR	AP 6114	
SAXO	04-->	610	240	355	8731CO	A-A	REAR	AP 5205	
XSARA	00-->	600	280	440	792513	A-A	FRONT	AP 6352	
XSARA	04-->	624	268	360	8731E3	A-A	REAR	AP 6364	
XSARA BREAK	03-->	657	292	410	9626677480	A-A	REAR	AP 6376	
XSARA BREAK	03-->	600	280	440	9637509380	A-A	FRONT	AP 6354	
XSARA Break SW 1.4/2.0 kw 55/81	10.97-->08.05	459	154,5	300	7825.11	A-A	FRONT	AP 6543	
XSARA Break SW 1.8/3.0 kw 55/120	06.95-->04.03	591	250	480	8371.A8	A-A	REAR	AP 6544	
XSARA coupe(N0) 1.8/2.0 kw 55/120	02.98-->03.05	459	154,5	300	9629618980	A-A	FRONT	AP 6543	
XSARA PICASSO	05-->	660	275	370	8731L8	A-A	REAR	AP 5937	
XSARA PICASSO	99-->	672	304	390	8731F1	A-A	REAR	AP 6380	
XSARA(N1) 2 volumi 1.4/2.0 kw 55/120	04.97-->03.05	459	154,5	300	7925.11	A-A	FRONT	AP 6543	
ZX	90-->	600	250	383	96027543	A-A	REAR	AP 5203	
DACIA	DUSTER 1.2/1.6 kw 66/92	0.2.12-->	588,5	210	360	654712943	A-A	FRONT	AP 6566
	DUSTER 1.2/1.6 kw 66/92	04.10-->	404,5	130	615	90452004R	A-A	REAR	AP 6555
	LOGAN II 3 volumi 1.2/1.5 kw 55/77	10.12-->	583,5	240,5	400	654713274R	A-A	FRONT	AP 6568
	LOGAN II SW 0.9/1.2 kw 54/90	02.13-->	583,5	240,5	400	654713274R	A-A	FRONT	AP 6568
	LOGAN SW	08-->	520	240	330	8200735264	A-A	REAR	AP 6292
	SANDERO	08-->	520	240	330	8200735264	A-A	REAR	AP 6292
DODGE	SANDERO II 0.9/1.5 kw 55/90	10.12-->	583,5	240,5	400	654713274R	A-A	FRONT	AP 6568
	JOURNEY SPW 2.0/3.6 Kw 100/206	06.08-->	499	194	550	5178293AC	A-A	REAR	AP 6434
FIAT	NITRO	08-->	527	164	720	K55360915AB	A-A	REAR	AP 6045C
	127	72-->77	549	220	350	4297742	O-O	REAR	AP 5250
	127 Restyling	77-->	600	250	180	4426871	O-P	REAR	AP 5264
	147	02-->	355	120	350	46739202	A-A	FRONT	AP 5802
	147	02-->	435	180	370	46771551	A-A	REAR	AP 5801

CAR PROD. CASA	MODEL / VERSION MODELLO / VERSIONE	YEAR ANNO	LENG. LUNG.	STROKE CORSA	FORCE FORZA	ORIGINAL ORIGINALE	JUNCT. ATT.	SIDE LATO	CODE CODICE
FIAT	500	07-->	455	175	350	51785412	A-A	REAR	AP 6098
	500 C CABRIO TT - 1,4 Abarth	09.09-->	288,5	80	370	51859965	A-A	REAR	AP 6436
	500 L 2 Volumi 0.9/1.6 Kw 62/120	09.12-->	554	170	680	51883050	A-A	REAR	AP 6433
	500 L 2 Volumi 0.9/1.6 Kw 62/120	09.12-->	554	170	680	51953757	A-A	REAR	AP 6433
	500 L TT	09.12-->	369	107	210	51923979	A-A	FRONT	AP 6442
	500 X 1.3/2.0 kw 70/125	09.14-->	451	162	480	52031518	A-A	REAR	AP 6567
	500 X 1.3/2.0 kw 70/125	09.14-->	451	162	480	52029616	A-A	REAR	AP 6567
	BRAVA	95-->01	520	189	350	7769737	A-A	REAR	AP 5269
	BRAVO I	07-->	505	210	360	51751743	A-A	REAR	AP 6099
	BRAVO I	95-->01	469	188	350	7774707	A-A	REAR	AP 5268
	BRAVO II	07-->	507	238	380	51812267	A-A	REAR	AP 6270
	CINQUECENTO	92-->	569	235	210	46453503	A-A	REAR	AP 5251
	CROMA	87-->	500	185	510	82429686	O-O	REAR	AP 5252
	DOBLO'	01-->	865	358	370	46824070	A-A	REAR	AP 5816
	DOBLO'	09-->	795	330	720	46826216	A-A	REAR	AP 6414
	DOBLO MALIBU	04-->	864	356	370	735364074	A-A	REAR	AP 6112
	DUCATO	81-->	805	350	500	4424045	O-O	REAR	AP 5266
	DUNA	87-->91	525	211	520	7516691	A-A	REAR	AP 5272
	FREEMONT SPW 2.0/3.6 Kw 100/206	08.11-->	499	194	550	5178293AC	A-A	REAR	AP 6434
	IDEA	03-->	470	185	480	46830389	A-A	REAR	AP 5895
	MAREA Weekend SW 1.2/2.4	96-->06	506	210	420	46420780	A-A	REAR	AP 5271
	MULTIPLA	98-->03	213	75	330	46559858	A-A	FRONT	AP 6120
	MULTIPLA	98-->03	506	220	520	46514867	A-A	REAR	AP 5809
	NUOVA CROMA	05-->10	625	250	440	51734960	A-A	FRONT	AP 5894
	PALIO S.W.	02-->	525	220	570	468839662	A-A	REAR	AP 6113
	PANDA 1.2 1.2 4x4 1.3D - 1.4 NP	03-->	502	210	280	46827091A	A-A	REAR	AP 5810
	PANDA 1000 - PANDA VAN	01.86-->	550	220	390	75501720	O-P	REAR	AP 5254
	PANDA 750	86-->	550	220	390	7550172	O-P	REAR	AP 5254
	PANDA I	79-->	550	204	240	4483658	O-P	REAR	AP 5253
	PANDA TT	06-->	503	209	280	46827091	A-A	REAR	AP 5898
	PANDA TT - 4x4 TT - LPG TT	02.12-->	406	143	420	518416340	A-A	REAR	AP 6435
	PUNTO	03-->	435	175	350	51778432	A-A	REAR	AP 5896
	PUNTO	93-->	445	173	300	7734566	A-A	REAR	AP 5265
	PUNTO 3 P	03-->	472	193	330	46744596	A-A	REAR	AP 5817
	PUNTO 5 P	03-->	455	170	380	46524678	A-A	REAR	AP 5818
	PUNTO - GRANDE PUNTO TT	12-->	435	177	350	51778432	A-A	REAR	AP 6100
	PUNTO EVO	08-->12	435	177	350	51778432	A-A	REAR	AP 6100
	QUBO - FIORINO	07-->	596	224	670	1354844080	A-A	REAR	AP 6114
	REGATA WEEKEND	84-->	542	210	300	5981660	A-A	REAR	AP 5255
	RITMO	78-->	600	250	360	4392130	O-O	REAR	AP 5256
	RITMO Restyling	82-->	600	251	200	5975342	O-O	REAR	AP 5257
	SEDICI	08-->	435	164	420	71743352	A-St	REAR	AP 6014
	SEICENTO	98-->10	570	242	210	64835404	A-A	REAR	AP 5899
	SEICENTO	98-->10	568	242	210	46835404	A-A	REAR	AP 5808
	STILO	01-->	440	185	460	46784994	A-A	REAR	AP 5811
	STILO	01-->	507	220	250	46784590	A-A	FRONT	AP 5815
	STILO BN 5 P.	01-->	507	220	380	46784995	A-A	REAR	AP 5812
	STILO multiwagon 1.4/1.9 kw 59/103	01.03-->08.08	603	200	740	51736743	A-A	REAR	AP 6542
	STILO multiwagon 1.4/1.9 kw 59/103	01.03-->08.08	603	200	740	46762434	A-A	REAR	AP 6542
	STILO multiwagon 1.4/1.9 kw 59/103	01.03-->08.08	603	200	740	51709681	A-A	REAR	AP 6542
	STILO multiwagon 1.4/1.9 kw 59/103	01.03-->08.08	603	200	740	51736744	A-A	REAR	AP 6542
	STILO SW	03-->	605	208	850	51716995	A-A	REAR	AP 5812B
	TEMPRA	91-->	630	265	330	7606304	A-A	REAR	AP 5260
	TEMPRA SW	90-->96	630	267	330	7606304D	A-A	REAR	AP 5267
	TIPO I	-->93	595	234	310	7587706	A-A	REAR	AP 5258
	TIPO I	-->93	595	234	310	7611700	A-A	REAR	AP 5258

CAR PROD. CASA	MODEL / VERSION MODELLO / VERSIONE	YEAR ANNO	LENG. LUNG.	STROKE CORSA	FORCE FORZA	ORIGINAL ORIGINALE	JUNCT. ATT.	SIDE LATO	CODE CODICE
FIAT	TIPO II	93-->	584	234	270	7671700	S-S	REAR	AP 5263
	ULISSE II	03-->11	630	240	505	1489342080	A-A	REAR	AP 5829
	ULYSSE I	-->02	627	282	630	9626493880	A-A	REAR	AP 5270
	UNO	82-->89	600	250	410	5993542	A-A	REAR	AP 5259
	UNO Restyling	89-->	567,5	220	280	7636049	S-S	REAR	AP 5262
FORD	B-MAX SPW 1.0/1.6 Kw 55/92	10.12-->	554	189	550	AV11R406A10AB	A-A	REAR	AP 6517
	C MAX	03-->	567	238	460	1252806	A-A	REAR	AP 6064
	C-MAX II SPW 1.0/2.0 KW 74/134	12.10-->	682	208	580	AM51R406A10AD	A-A	REAR	AP 6513
	ESCORT	80-->90	575	225	310	6900216	A-A	REAR	AP 5305
	ESCORT	90-->	533	233	400	1075742	A-A	REAR	AP 5311
	FIESTA II	83-->89	613	259	380	1637868	A-A	REAR	AP 5300
	FIESTA III	89-->95	568	225	645	6965595	A-A	REAR	AP 5306
	FIESTA IV	96-->02	577	242	325	1008277	A-A	REAR	AP 5308
	FIESTA V 3P	02-->	625	245	575	1251915	A-A	REAR	AP 5863
	FIESTA V 5P	02-->	600	200	440	1224731	A-A	REAR	AP 5867
	FIESTA VI	08-->	542	242	370	8A61A406A10AB	A-A	REAR	AP 6312
	FIESTA VI 2 volumi 1.0/1.6 kw 44/147	06.08-->	545	211	335	1666068	A-A	REAR	AP 6566
	FIESTA VI VAN 1.0/1.6 kw 48/134	01.09-->	545	211	335	1666068	A-A	REAR	AP 6566
	FOCUS I	98-->04	455	175	680	1229461	A-A	REAR	AP 5820
	FOCUS I SW	98-->04	512	223	550	1093705	A-A	REAR	AP 5819
	FOCUS II	04-->11	485	198	530	1321021	A-A	REAR	AP 5861
	FOCUS II SW	04-->11	585	240	420	1349309	A-A	REAR	AP 5866
	FOCUS III	11-->	485	226	530	BM51A406A10AE	A-A	REAR	AP 6234
	FOCUS III SW	11-->	500	205	520	BM51N406A10AC	A-A	REAR	AP 6432
	FORD C MAX SW 1.6/2.0 kw 66/107	02.07-->09.10	569	221,5	460	1252377	A-A	REAR	AP 6571
	FORD FOCUS C MAX SW 1.6/2.0 kw 66/107	10.03-->03.07	569	221,5	460	1252806	A-A	REAR	AP 6571
	FORD FOCUS C MAX SW 1.6/2.0 kw 66/107	10.03-->03.07	569	221,5	460	1683725	A-A	REAR	AP 6571
	FUSION	08-->	550	210	490	1436155	A-A	REAR	AP 6061
	GALAXY	08-->	572	198	990	1434313	A-A	REAR	AP 6063
	GALAXY I	95-->00	460	211	380	7M3823359A	A-A	FRONT	AP 6218
	GALAXY I	95-->05	587	227	830	1094814	A-A	REAR	AP 6344
	GALAXY II	00-->05	460	211	380	7M3823359A	A-A	FRONT	AP 6218
	GALAXY II	06-->	574	219	1000	6M21U406A10AD	A-A	REAR	AP 6336
	GRAND C-MAX SPW 1.6/2.0 Kw 70/134	12.10-->	703	282	530	AM51U406A10AC	A-A	REAR	AP 6510
	GRAND C-MAX SPW 1.6/2.0 Kw 70/134	12.10-->	703	282	530	1766176	A-A	REAR	AP 6510
	KA 2 Volumi 1.3 TDCi Kw 55 HP 75	10.08-->	417	132	390	9551B460A10AA	A-A	REAR	AP 6512
	KA 2 Volumi 1.3 TDCi Kw 55 HP 75	10.08-->	417	132	390	1542413	A-A	REAR	AP 6512
KA 2 Volumi 1.3 TDCi Kw 55 HP 75	10.08-->	417	132	390	51794232	A-A	REAR	AP 6512	
KA I	96-->08	447	185	310	1025425	A-A	REAR	AP 5310	
KUGA	08-->	655	274	480	1520777	A-A	REAR WIN.	AP 6066	
KUGA	08-->	485	194	200	1437538	A-A	REAR	AP 6065	
MONDEO	91-->	552	225	515	1020155	A-A	REAR	AP 5304	
MONDEO 4P	06-->	300	103	560	1117246	A-A	REAR	AP 5862	
MONDEO 5P	06-->	535	195	520	1119688	A-A	REAR	AP 5865	
MONDEO S.W.	97-->	485	192	630	6934502	A-A	REAR	AP 5309	
MONDEO SW	00-->07	546	223	475	1232189	A-A	REAR	AP 5821	
S MAX	08-->	605	243	655	1481998	A-A	REAR	AP 6062	
TRANSIT furgonato 2.0/2.4 kw 55/101	01.00-->05.06	678	282	480	5 208 361	A-A	REAR	AP 6540	
TRANSIT furgonato 2.0/2.4 kw 55/101	01.00-->05.06	678	282	480	4 378 216	A-A	REAR	AP 6540	
HONDA	ACCORD		348	108	1250	04746SEG900	A-A	REAR	AP 5868
	ACCORD-SW-DESTRO	08-->	555	210	450	74820SV5315	S-St	REAR	AP 6106
	ACCORD-SW-SINISTRO	08-->	555	210	450	74870SV5315	S-St	REAR	AP 6107
	CIVIC IX 2 Volumi 1.6/2.2 Kw 88/110	02.12-->	596,5	221	465	74820TV0E111M1	A-A	REAR	AP 6509
	CIVIC IX 2 Volumi 1.6/2.2 Kw 88/110	02.12-->	596,5	221	465	74820TV0E011M1	A-A	REAR	AP 6509
	CIVIC VII 5 PORTE	01-->05	500	203	400	74820S6DE02	A-A	REAR	AP 5824
	CIVIC VIII 3 PORTE	06-->	638	260	450	74820SMGE01	A-A	REAR	AP 5869

CAR PROD. CASA	MODEL / VERSION MODELLO / VERSIONE	YEAR ANNO	LENG. LUNG.	STROKE CORSA	FORCE FORZA	ORIGINAL ORIGINALE	JUNCT. ATT.	SIDE LATO	CODE CODICE
HONDA	CR-V IV Fuoristr.C.1.6/2.0 Kw 88/114 Cof Aut	10.12-->	606	238,5	460	74820T1GE110	A-A	REAR	AP 6508
	CR-V IV Fuoristr.C.1.6/2.0 Kw 88/114 Cof Aut	10.12-->	606	238,5	460	74870T1GE110M1	A-A	REAR	AP 6508
	CR-V IV Fuoristr.C.1.6/2.0 Kw 88/114 Cof Aut	10.12-->	606	238,5	460	74820T1GE110M1	A-A	REAR	AP 6508
	CR-V IV Fuoristr.C.1.6/2.0 Kw 88/114 Cof Aut	10.12-->	606	238,5	460	74870T1GE110	A-A	REAR	AP 6508
	CR-V IV Fuoristr.C.1.6/2.0 Kw 88/114 Cof Man	10.12-->	606	238,5	395	74820T1GE010	A-A	REAR	AP 6507
	CR-V IV Fuoristr.C.1.6/2.0 Kw 88/114 Cof Man	10.12-->	606	238,5	395	74820T1GE010M1	A-A	REAR	AP 6507
	CR-V IV Fuoristr.C.1.6/2.0 Kw 88/114 Cof Man	10.12-->	606	238,5	395	74870T1GE010M1	A-A	REAR	AP 6507
	CR-V IV Fuoristr.C.1.6/2.0 Kw 88/114 Cof Man	10.12-->	606	238,5	395	74870T1GE010	A-A	REAR	AP 6507
	JAZZ (solo molla)	02-->08	415	160	500	04741SAA010	S-S	REAR	AP 5822
	JAZZ III 2 Volumi SX-DX 1.2/1.3 Kw 65/66	07.08-->	431	157	550	04746TF0000	S-S	REAR	AP 6506
	TOURER-DX-SX	08-->	340	103	1150	04741SED000	S-S	REAR	AP 6108
	TOURER-DX-SX	08-->	340	103	1150	04746SED000	S-S	REAR	AP 6108
HYUNDAI	ELANTRA 2 Volumi 1.6/2.0 Kw 77/105	05.03-->07	483,5	187	610	817712D220	A-A	REAR	AP 6502
	GETS	02-->	483	190	370	817701C001	A-A	REAR	AP 5858
	H1	08-->	812	240	670	817804A100	A-St	REAR	AP 6000
	H100	08-->	805	240	700	8395043100	St-St	REAR	AP 6002
	i10 2 Volumi 1.0/1.2 Kw 49/63	01.08-->	465	165	360	817700X000	A-A	REAR	AP 6503
	i20 2 Volumi 1.1/1.6 Kw 55/94	09.08-->	420,5	150,5	450	817701J010	A-A	REAR	AP 6505
	i20 2 Volumi 1.1/1.6 Kw 55/94	09.08-->	420,5	150,5	450	817701J000	A-A	REAR	AP 6505
	i20 2 Volumi 1.1/1.6 Kw 55/94	09.08-->	420,5	150,5	450	817801J000	A-A	REAR	AP 6505
	i20 2 Volumi 1.1/1.6 Kw 55/94	09.08-->	420,5	150,5	450	817801J010	A-A	REAR	AP 6505
	i30 2 Volumi 3/5 P. 1.4/1.6 Kw 66/99	11.11-->	503,5	194	355	81780A6000	A-A	REAR	AP 6504
	i30 2 Volumi 3/5 P. 1.4/1.6 Kw 66/99	11.11-->	503,5	194	355	81770A6000	A-A	REAR	AP 6504
	i40 SW 1.7/2.0 Kw 85/130	07.11>	666,5	238	650	817703Z000	A-A	REAR	AP 6500
	i40 SW 1.7/2.0 Kw 85/130	07.11>	666,5	238	650	817803Z000	A-A	REAR	AP 6500
	ix20 2Volumi 1.4/1.6 Kw 57/94	11.10-->	478	148,5	610	817701K000	A-A	REAR	AP 6501
	ix20 2Volumi 1.4/1.6 Kw 57/94	11.10-->	478	148,5	610	817801K000	A-A	REAR	AP 6501
	ix35 Fuoristrada c. 1.6/2.0 kW 99/135	11.10-->	483,5	187	610	817712D720	A-A	REAR	AP 6502
	MATRIX	08-->	570	208	630	8177017031	A-A	REAR	AP 6005
	NEW SANTA FE'	08-->	452	178	610	817702B000	A-A	REAR	AP 6001
	S.FE'	08-->	555	220	550	8177126011	A-A	REAR	AP 6003
	SANTA FE Fuoristrada C. 2.0/2.4 KW 110/145	09.12-->	496,5	180,5	580	817712W000	A-A	REAR	AP 6499
	TERRACAN	08-->	538	220	465	81750H1000	St-St	REAR	AP 6006
TUCSON	08-->	515	197	585	817712-E000	A-A	REAR	AP 6004	
TUCSON (TLE) 1.6/2.0 kw 97/16	06.15-->	578	198,5	610	81770-D7000	A-A	REAR	AP 6554	
JAGUAR	XJ 3 Volumi 3.0/5.0 Kw 202/405	10.09-->	588	166	75	AW936342700AB	A-A	REAR	AP 6498
	XJ 3 Volumi 3.0/5.0 Kw 202/405	10.09-->	588	166	75	C2D1517	A-A	REAR	AP 6498
	XTIPE	08-->	297	107	460	CS21687	A-A	REAR	AP 6022
	XTIPE WAGON	08-->	535	222	455	CS232825	A-A	REAR	AP 6021
JEEP	CHEROKEE E LIBERTY Fuoristrada Chiuso 2.8	05.08-->	551	145	760	57010181AB	A-A	REAR	AP 6497
	COMPASS Fuoristrada C. 2.0/2.4 Kw 100/125	08.06-->	527	162,5	610	5115226AB	A-A	REAR	AP 6495
	GRAND CHEROKEE II	99-->04	285	123	370	55136764AA	A-A	FRONT	AP 6136
	GRAND CHEROKEE II-III 3.0/6.1 Kw 155/313	05-->10	505	205	600	55394323AA	A-A	REAR	AP 6262
	GRAND CHEROKEE II-III 3.0/6.1 Kw 155/313	05-->10	505	205	600	55394322AA	A-A	REAR	AP 6262
	GRAND CHEROKEE II-III 3.0/6.1 Kw 155/313	05-->10	505	205	600	68025359AA	A-A	REAR	AP 6262
	GRAND CHEROKEE II-III 3.0/6.1 Kw 155/313	05-->10	505	205	600	68025358AA	A-A	REAR	AP 6262
	GRAND CHEROKEE IV FC 3.0/5.7 Kw 140/259	11.10-->	739	160	700	55113632AA	A-A	REAR	AP 6496
RENEGADE 1.4/2.0 kw 81/125	07.14-->	498	179	460	52017651	A-A	REAR	AP 6560	
KIA	CARNIVAL GC SPW 2.2/2.9 KW 110/143	06.06-->	638,5	180,5	740	817814D000	A-A	REAR	AP 6494
	CARNIVAL GC SPW 2.2/2.9 KW 110/143	06.06-->	638,5	180,5	740	817714D000	A-A	REAR	AP 6494
	CEE'D 2 Volumi 1.4/1.6 Kw 66/99	05.12-->	408,5	149,5	470	81780A2000	A-A	REAR	AP 6490
	CEE'D 2 Volumi 1.4/1.6 Kw 66/99	05.12-->	408,5	149,5	470	81770A2000	A-A	REAR	AP 6490
	NEW SPORTAGE	08-->	565	210	550	817701F010	A-A	REAR	AP 6011
	PICANTO 2 Volumi 1.0/1.2 Kw 49/63	05.11-->	370,5	99	480	817701Y000	A-A	REAR	AP 6491
	PICANTO 2 Volumi 1.0/1.2 Kw 49/63	05.11-->	370,5	99	480	817701Y010	A-A	REAR	AP 6491
PICANTO 2 Volumi 1.0/1.2 Kw 49/63	05.11-->	370,5	99	480	817801Y000	A-A	REAR	AP 6491	

CAR PROD. CASA	MODEL / VERSION MODELLO / VERSIONE	YEAR ANNO	LENG. LUNG.	STROKE CORSA	FORCE FORZA	ORIGINAL ORIGINALE	JUNCT. ATT.	SIDE LATO	CODE CODICE	
KIA	PICANTO 2 Volumi 1.0/1.2 Kw 49/63	05.11-->	370,5	99	480	817801Y010	A-A	REAR	AP 6491	
	RIO II DX	02-->	490	200	380	817801G000	A-A	REAR	AP 5902	
	RIO II SX	02-->	490	200	380	817701G000	A-A	REAR	AP 5903	
	RIO III 2 Volumi 1.25/1.4 Kw 63/80	09.11-->	492	189,5	400	817701W200	A-A	REAR	AP 6492	
	RIO III 2 Volumi 1.25/1.4 Kw 63/80	09.11-->	492	189,5	400	817801W200	A-A	REAR	AP 6492	
	SORENTO	08-->	545	210	595	817713-E020	A-A	REAR	AP 6010	
	SORENTO Fuoristrada 2.0/2.4 Kw 110/145	11.09-->	500	169	625	817702P500	A-A	REAR	AP 6493	
	SORENTO Fuoristrada 2.0/2.4 Kw 110/145	11.09-->	500	169	625	817802P500	A-A	REAR	AP 6493	
	SPORTAGE Fuoristrada Chiuso 1.7/2 85/122	02.11-->	455,5	160	570	817704T000	A-A	REAR	AP 6489	
	SPORTAGE Fuoristrada Chiuso 1.7/2 85/122	02.11-->	455,5	160	570	817803W000	A-A	REAR	AP 6489	
	SPORTAGE Fuoristrada Chiuso 1.7/2 85/122	02.11-->	455,5	160	570	817703W000	A-A	REAR	AP 6489	
	LADA	NIVA	86-->94	435	172	280	21086308015	Biglia	REAR	AP 5351
		SAMARA	89-->	455	175	350	21216308015	P-P	REAR	AP 5350
LANCIA	DEDRA	89-->	266	90	450	82437256	A-A	REAR	AP 5400	
	DEDRA SW	94-->00	526,5	202	380	46725028	A-A	REAR	AP 5406	
	DELTA	82-->	505	150	430	82336687	A-A	REAR	AP 5401	
	DELTA	93-->	365	138	660	46433702	A-A	REAR	AP 5404	
	DELTA III 2 Volumi 1.4/2.0 Kw 85/147	09.08-->	642	270	300	51809199	A-A	REAR	AP 6115	
	KAPPA	94-->01	280	96	500	46429507	S-S	REAR	AP 5402	
	KAPPA SW	94-->01	567	207	410	46309135	S-S	REAR	AP 5403	
	LYBRA	98-->05	398	163	280	46763101	A-A	FRONT	AP 5825	
	LYBRA	98-->05	290	113	380	46428438	A-A	REAR	AP 5826	
	LYBRA SW	98-->05	383	148	560	46453835	A-A	REAR	AP 5827	
	MUSA	04-->	470	185	480	46830389	A-A	REAR	AP 5895	
	PHEDRA	02-->10	632	240	505	1489342080	A-A	REAR	AP 5901	
	PHEDRA	02-->10	632	240	505	51023300	A-A	REAR	AP 5901	
	PHEDRA	03-->11	630	240	505	1489342080	A-A	REAR	AP 5829	
	THEMA SW	97-->95	598,5	250	380	5893902	A-A	REAR	AP 5405	
VOYAGER V SPW 2.8/3.8 Kw 120/208	09.11-->	671	188	750	4589655AD	A-A	REAR	AP 6488		
Y	96	485	181	320	7792951	S-S	REAR	AP 5407		
YPSILON	03-->	480	190	420	46817935	A-A	REAR	AP 5828		
YPSILON	11-->	561	261	280	518336250	A-A	REAR	AP 6322		
LAND ROVER	DISCOVERY IV FC 3.0/5.0 Kw 155/276	09.09-->	482	180	480	8H22406A10BA	A-A	REAR	AP 6487	
	FREELANDER II	06-->	320	160	450	6H5216C826BD	A-A	FRONT	AP 6152	
	FREELANDER II	06-->	536	247	510	6H52406A10AF	A-A	REAR	AP 6302	
	RANGE ROVER EVOQUE F.C. 2.2 Kw 110-140	06.11-->	630	186	480	LR025379	A-A	REAR	AP 6482	
	RANGE ROVER EVOQUE F.C. 2.2 Kw 110-140	06.11-->	630	186	480	BJ32406A10AB	A-A	REAR	AP 6482	
	RANGE ROVER III FC 3.0/5.0 Kw 130/375	05.05-->08	516	107	580	BHE760020	A-A	REAR	AP 6486	
	RANGE ROVER III FC 3.0/5.0 Kw 130/375	05.05-->08	516	107	580	XH42406A10AA	A-A	REAR	AP 6486	
	RANGE ROVER IV 3.0/5.0 F.C. Kw 155-375	10.13-->	581	130,5	620	CPLA406A10AA	A-A	REAR	AP 6483	
	RANGE ROVER SPORT	05-->	395	174	260	8H2216E610AA	A-A	FRONT	AP 6426	
	RANGE ROVER SPORT	05-->09	640	245	760	5H32406A10BB	A-A	REAR	AP 6370	
	SPORT Da Telaio 6A940842 FC Kw 140/375	02.05-->	654,5	195	770	BHE79054	A-A	REAR	AP 6485	
	SPORT Da Telaio 6A940842 FC Kw 140/375	02.05-->	654,5	195	770	CH32406A10AB	A-A	REAR	AP 6485	
	SPORT Da Telaio 6A940842 FC Kw 140/375	02.05-->	654,5	195	770	BHE790060	A-A	REAR	AP 6485	
	SPORT Da Telaio 6A940842 FC Kw 140/375	02.05-->	654,5	195	770	BHE790070	A-A	REAR	AP 6485	
	SPORT Da Telaio 6A940842 FC Kw 140/375	02.05-->	654,5	195	770	BHE790050	A-A	REAR	AP 6485	
	SPORT Da Telaio 6A940842 FC Kw 140/375	02.05-->	654,5	195	770	6H32406A10BB	A-A	REAR	AP 6485	
	SPORT Da Telaio 6A940842 FC Kw 140/375	02.05-->	654,5	195	770	BHE790043	A-A	REAR	AP 6485	
	SPORT Da Telaio 6A940842 FC Kw 140/375	02.05-->	654,5	195	770	BHE790053	A-A	REAR	AP 6485	
	SPORT Sino Telaio 6A940841 FC Kw 140/375	02.05-->	640	208,5	755	6H32406A10AC	A-A	REAR	AP 6484	
	SPORT Sino Telaio 6A940841 FC Kw 140/375	02.05-->	640	208,5	755	6H32406A10BB	A-A	REAR	AP 6484	
	SPORT Sino Telaio 6A940841 FC Kw 140/375	02.05-->	640	208,5	755	6H32406A10BC	A-A	REAR	AP 6484	
SPORT Sino Telaio 6A940841 FC Kw 140/375	02.05-->	640	208,5	755	BHE79054	A-A	REAR	AP 6484		
SPORT Sino Telaio 6A940841 FC Kw 140/375	02.05-->	640	208,5	755	LR027543	A-A	REAR	AP 6484		

CAR PROD. CASA	MODEL / VERSION MODELLO / VERSIONE	YEAR ANNO	LENG. LUNG.	STROKE CORSA	FORCE FORZA	ORIGINAL ORIGINALE	JUNCT. ATT.	SIDE LATO	CODE CODICE
LAND ROVER	SPORT Sino Telaio 6A940841 FC Kw 140/375	02.05-->	640	208,5	755	LR029320	A-A	REAR	AP 6484
	SPORT Sino Telaio 6A940841 FC Kw 140/375	02.05-->	640	208,5	755	6H32406A10AB	A-A	REAR	AP 6484
	SPORT Sino Telaio 6A940841 FC Kw 140/375	02.05-->	640	208,5	755	BHE790060	A-A	REAR	AP 6484
	SPORT Sino Telaio 6A940841 FC Kw 140/375	02.05-->	640	208,5	755	BHE790070	A-A	REAR	AP 6484
MAZDA	2	02-->07	565	240	480	3M71A406A10AD	A-A	REAR	AP 6330
	2	07-->09	513	229	370	D65162620	A-A	REAR	AP 6278
	2 2 Volumi 1.3/1.6 Kw 50/76	10.07-->	513	165	335	D65162620	A-A	REAR	AP 6479
	2 2 Volumi 1.3/1.6 Kw 50/76	10.07-->	513	165	335	D65163620	A-A	REAR	AP 6479
	3	03-->09	540	242	390	BP4K63620D	S-S	REAR	AP 6308
	3 2 Volumi 1.6/2.2 Kw 80/136	06.09-->	281	85	395	BBN963620A	A-A	REAR	AP 6480
	3 2 Volumi 1.6/2.2 Kw 80/136	06.09-->	281	85	395	BBM56930A	A-A	REAR	AP 6480
	3 2 Volumi 1.6/2.2 Kw 80/136	06.09-->	281	85	395	BBM456930A	A-A	REAR	AP 6480
	3 2 Volumi 1.6/2.2 Kw 80/136	06.09-->	281	85	395	BBN962620A	A-A	REAR	AP 6480
	3 3 Volumi 1.6/2.2 Kw 80/136	06.09-->	252	85	425	BN8W56930	A-A	REAR	AP 6481
	3 3 Volumi 1.6/2.2 Kw 80/136	06.09-->	252	85	425	BN8W56930A	A-A	REAR	AP 6481
	3 3 Volumi 1.6/2.2 Kw 80/136	06.09-->	252	85	425	BN8W56930B	A-A	REAR	AP 6481
	6	02-->	510	210	490	G21B62620B	A-A	REAR	AP 6276
	6 SW 2.0/2.5 Kw 92/136	02.08-->	518	189	610	GS2A63620C	A-A	REAR	AP 6477
6 SW 2.0/2.5 Kw 92/136	02.08-->	518	189	610	GS2A63620D	A-A	REAR	AP 6477	
6 SW 2.0/2.5 Kw 92/136	02.08-->	518	189	610	GS2A62620D	A-A	REAR	AP 6477	
6 SW 2.0/2.5 Kw 92/136	02.08-->	518	189	610	GS2A63620B	A-A	REAR	AP 6477	
MERCEDES	CLASSE A	04-->12	500	200	430	1697400045	A-A	REAR	AP 5878
	CLASSE A	97-->04	540	220	370	1689801164	A-A	REAR	AP 5830
	CLASSE A 160/250 Kw 66/265 2Volumi	06.12-->	527	212	390	A1769800164	A-A	REAR	AP 6478
	CLASSE A 160/250 Kw 66/265 2Volumi	06.12-->	527	212	390	A1769800264	A-A	REAR	AP 6478
	CLASSE A 160/250 Kw 66/265 2Volumi	06.12-->	527	212	390	A1769800364	A-A	REAR	AP 6478
	CLASSE B	04-->08	545	250	470	1699800964	A-A	REAR	AP 6316
	CLASSE B	11-->	545	250	470	1699801064	A-A	REAR	AP 6316
	CLASSE C SW	01-->07	510	210	470	2037400045	A-A	REAR	AP 5879
	CLASSE CLK	97-->02	445	193	490	2088800029	A-A	FRONT	AP 6208
	CLASSE E (W210)	95-->02	450	200	540	2108800229	A-A	FRONT	AP 6214
	CLASSE E (W210)	95-->02	450	200	540	2108800429	A-A	FRONT	AP 6214
	CLASSE E (W210) 3 volumi 2.0/5.5 kw 55/260	01.96-->03.02	325	111	1400	19808064	A-A	REAR	AP 6553
	CLASSE E (W211)	02-->	675	295	270	2118800029	A-A	FRONT	AP 6382
	CLASSE E (S210) SW 2.0/5.5 kw 92/260	06.96-->03.03	325	111	1400	19808064	A-A	REAR	AP 6553
	Classe M ML 350 Fuoristrada Kw 150/410	06.11-->	628	256	600	A1669802064	A-A	REAR	AP 6475
	Classe M ML 350 Fuoristrada Kw 150/410	06.11-->	628	256	600	A1669801964	A-A	REAR	AP 6475
	CLASSE M DESTRO	08-->	558	177	725	A1647400245	A-St	REAR	AP 6044M
	CLASSE M SINISTRO	08-->	558	177	725	A1647400145	A-St	REAR	AP 6045M
	CLASSE ML (W163)	97-->05	635	280	595	1637400345	A-A	REAR	AP 6368
	CLASSE ML (W164)	05-->12	555	192	730	1647400245	A-A	REAR	AP 6320
	VANEO SPW 1.6/1.9 Kw 55/92	02.02-->07	695	231	640	A4149800064	A-A	REAR	AP 6476
VITO-VIANO SPW FURGONE AUTOBUS	08-->	665	254	755	6399800164	A-A	REAR	AP 6046	
VITO-VIANO SPW FURGONE AUTOBUS	09.03-->	665	254	755	A6399800164	A-A	REAR	AP 6046	
MINI	Clubman-J.Cooper-One Kw 66/155	03.10-->	387	142	160	7167442	A-A	REAR	AP 6474
	Clubman-J.Cooper-One Kw 66/155	03.10-->	387	142	160	51247167442	A-A	REAR	AP 6474
	Cooper-J.Cooper-One Kw 55/160	03.09-->	495	190	370	51247148902	A-A	REAR	AP 6473
	Countryman Cooper / One Kw 66/160	06.10-->	493	168	460	51249801386	A-A	REAR	AP 6472
	Roadster Cooper Cabrio Kw 90/155	02.12-->	331	109	500	51242759034	A-A	REAR	AP 6471
MITSUBISHI	ASX Fuoristrada chiuso 1.6/2.2 Kw 85/110	02.10-->	480	178	486	1607549480	A-A	REAR	AP 6468
	COLT 3P	04-->09	590	245	460	MR959247	A-A	REAR	AP 5856
	COLT 5P	05-->	440	170	470	MR959243	A-A	REAR	AP 5857
OUTLANDER	08-->	490	197	420	5802A007	A-St	REAR	AP 6009	
NISSAN	ALMERA	02-->	540	215	340	90450BM425	A-A	REAR	AP 5940
	JUKE	10-->	647	300	250	904501KA1A	A-A	REAR	AP 6372B
	KUBISTAR SPW 1.2/1.6 Kw 44/70+Furg.to	08.03-->	690	174	630	9045000QAA	A-A	REAR	AP 6511

CAR PROD. CASA	MODEL / VERSION MODELLO / VERSIONE	YEAR ANNO	LENG. LUNG.	STROKE CORSA	FORCE FORZA	ORIGINAL ORIGINALE	JUNCT. ATT.	SIDE LATO	CODE CODICE	
NISSAN	MICRA	92-->02	547	255	280	904514F111	A-A	REAR	AP 5599	
	MICRA IV 2 Volumi 1.2 KW 72	05.10-->	501	191	380	904511HB0A	A-A	REAR	AP 6466	
	MICRA IV 2 Volumi 1.2 KW 72	05.10-->	501	191	380	904501HB0A	A-A	REAR	AP 6466	
	NOTE	08-->	588	178	425	9045-09U00A	A-A	REAR	AP 6068	
	NOTE 2 Volumi 1.2/1.5 Kw 66/72	06.13-->	582,5	161	425	904509U00A	A-A	REAR	AP 6467	
	NOTE SPW 1.4/1.6 Kw 50/81	03.06-->	582,5	161	425	904509U00A	A-A	REAR	AP 6467	
	NUOVA MICRA	02-->10	500	203	360	90450AX610	A-A	REAR	AP 5891	
	PRIMERA	02-->	470	215	560	90452AV700	A-A	REAR	AP 6224	
	QASHQAI	06-->	515	210	365	90450JD01B	A-A	REAR	AP 6067	
	QASHQAI Fuorist.Chiuso 1.5/1.6 Kw 81/96	02.14-->	530	218	425	904504EA1A	A-A	REAR	AP 6465	
	VANETTE-DESTRO	08-->	770	330		904509C102	A-A	REAR	AP 6072	
	VANETTE-SINISTRO	08-->	770	330	460	904519C102	A-A	REAR	AP 6071	
	X TRAIL Fuoristrada Chiuso 1.6/2.5 Kw 96/127	12.13-->	580	200	560	90451JG400	A-A	REAR	AP 6464	
	X TRAIL Fuoristrada Chiuso 1.6/2.5 Kw 96/127	12.13-->	580	200	560	90451JG40A	A-A	REAR	AP 6464	
	X TRAIL Fuoristrada Chiuso 1.6/2.5 Kw 96/127	12.13-->	580	200	560	90450JG400	A-A	REAR	AP 6464	
	XTRAIL C30-DESTRO	08-->	535	217	410	K0450EQ30B	A-A	REAR	AP 6070	
	XTRAIL C30-SINISTRO	08-->	535	217	410	K0451EQ30B	A-A	REAR	AP 6069	
	OPEL	AGILA A (solo molla)	00-->08	642	250	475	9212659	A-A	REAR	AP 5831
		AGILA B	08-->	507	230	420	4705685	A-A	REAR	AP 6268
AGILA B 1.0/1.3 Kw 48/69		01.10-->	506	210	420	9212659	A-A	REAR	AP 5271	
ANTARA		07-->	430	195	340	96661404	A-A	FRONT	AP 6200	
ANTARA		07-->	585	195	475	96661638	A-A	REAR	AP 6074	
ANTARA Fuoristrada C: 2.0/3.2 Kw 93/190		03.11-->	585	246	500	4809275	A-A	REAR	AP 6516	
ANTARA Fuoristrada C: 2.0/3.2 Kw 93/190		03.11-->	585	246	500	96661403	A-A	REAR	AP 6516	
ASTRA F		91-->98	595	235	350	132721	A-A	REAR	AP 5601	
ASTRA F SW		91-->98	513	193	550	132720	A-A	REAR	AP 5602	
ASTRA G		98-->04	570	253	520	132739	A-A	REAR	AP 6332	
ASTRA H		03-->10	542	247	31	24465295	A-A	FRONT	AP 6310	
ASTRA H 3P		04-->11	480	195	340	13220159F	A-A	REAR	AP 5875	
ASTRA H 5P		04-->11	422	160	450	24463829	A-A	REAR	AP 5876	
ASTRA H GTC		07-->09	480	195	340	13220159	A-A	REAR	AP 6228	
ASTRA H SW		04-->11	475	190	570	13122695	A-A	REAR	AP 5872	
ASTRA J 5P		10-->	587	234	400	13258179	A-A	REAR	AP 6346	
ASTRA J GTC		09-->	485	192	650	93867088	A-A	REAR	AP 6232	
CORSA A		82-->93	615	255	610	132712	S-S	REAR	AP 5605	
CORSA B		93-->00	563	247	380	132725	A-A	REAR	AP 6326	
CORSA B		93-->00	540	210	370	132724	S-S	REAR	AP 5606	
CORSA C		01-->06	470	202	350	132670	A-A	REAR	AP 5833	
CORSA C		01-->06	470	190	370	9114311	A-A	REAR	AP 5877	
CORSA D 3P 1.0/1.7 Kw 48/155		07.06-->	602,5	241,5	240	176414	A-A	REAR INC	AP 6469	
CORSA D 3P/5P		06-->	608	280	250	13182537	A-A	REAR	AP 6360	
CORSA D 5P 1.0/1.7 Kw 48/155		07.06-->	609,5	251,5	245	13182309	A-A	REAR INC	AP 6470	
CORSA E 2 volumi 1.0/1.6 kw 51/152		09.14-->	602,5	241,5	270	133428064	A-A	REAR	AP 6561	
CORSA E Van 1.2/1.4 kw 51/70		09.14-->	602,5	241,5	270	133428064	A-A	REAR	AP 6561	
INSIGNIA		08-->	700	317	210	13252173	A-A	FRONT	AP 6386	
KADETT SW		84-->91	700	338	370	132711	A-A	REAR	AP 5607	
MERIVA A		03-->10	538	205	520	5132262	A-A	REAR	AP 5870	
MERIVA B		10-->	480	200	700	13338367	A-A	REAR	AP 6230	
MOKKA Fuoristrada chiuso 1.6 Kw 96/103		06.12-->	618,5	240	370	132111	A-A	REAR	AP 6538	
MOKKA Fuoristrada chiuso 1.6 Kw 96/103		06.12-->	618,5	240	370	132112	A-A	REAR	AP 6538	
MOKKA Fuoristrada chiuso 1.6 Kw 96/103	06.12-->	618,5	240	370	95095593	A-A	REAR	AP 6538		
MOKKA Fuoristrada chiuso 1.6 Kw 96/103	06.12-->	618,5	240	370	95095594	A-A	REAR	AP 6538		
SIGNUM	03-->08	647	300	250	24454473	A-A	FRONT	AP 6372		
SIGNUM	08-->	480	192	700	176538	A-A	REAR	AP 6075		
TIGRA	94-->01	827	345	360	132726	A-A	REAR	AP 6416		
VECTRA	88-->	475	195	560	132716	S-S	REAR	AP 5604		

CAR PROD. CASA	MODEL / VERSION MODELLO / VERSIONE	YEAR ANNO	LENG. LUNG.	STROKE CORSA	FORCE FORZA	ORIGINAL ORIGINALE	JUNCT. ATT.	SIDE LATO	CODE CODICE	
OPEL	VECTRA B	95-->02	249	102	850	1180402	A-A	FRONT	AP 6124	
	VECTRA C	02-->08	475	180	625	13241974	A-A	REAR	AP 5871	
	VECTRA C	03-->08	647	300	250	24454473	A-A	FRONT	AP 6372	
	VECTRA C SW	02-->08	575	245	570	13101335	A-A	REAR	AP 5874	
	VECTRA SW	08-->	575	215		176537	A-A	REAR	AP 6073	
	VIVARO	08-->	905	315	780	4414419	A-A	REAR	AP 6076	
	ZAFIRA	99-->05	542	193	590	90579440	A-A	REAR	AP 5832	
	ZAFIRA B	05-->	505	200	610	13128759	A-A	REAR	AP 5873	
	ZAFIRA SW 1.6 2.2 KW 71/147	11.03-->	542	193	590	132742	A-A	REAR	AP 6452	
	ZAFIRA TOURER Sp W 1.4/2.0 Kw 85/121	10.11-->	485	165	660	13387067	A-A	REAR	AP 6527	
PEUGEOT	1007	05-->	562	220	315	8731J3	A-A	REAR	AP 6082	
	106	92-->	600	235	310	8731G4	A-A	REAR	AP 5650	
	107	05-->	555	228	305	8731L0	A-A	REAR	AP 5887	
	205	83-->	610	310	340	8731E2	A-A	REAR	AP 5651	
	206	98-->	520	218	360	87310E6	A-A	REAR	AP 5834	
	206 SW	98-->	578	220	535	8731G5	A-A	REAR	AP 5835	
	207	08-->	505	211	335	8731L7	A-A	REAR	AP 6079	
	207 SW	08-->	505	197	480	8731Q0	A-A	REAR	AP 6080	
	208 2 Volumi 1.0/1.6 Kw 50/147	03.12-->	466,5	172	435	9673083680	A-A	REAR	AP 6459	
	208 2 Volumi 1.0/1.6 Kw 50/147	03.12-->	466,5	172	435	9676494780	A-A	REAR	AP 6459	
	208 2 Volumi 1.0/1.6 Kw 50/147	03.12-->	466,5	172	435	1609616580	A-A	REAR	AP 6459	
	3008	09-->	455	195	350	9683207080	A-A	REAR	AP 6216	
	3008 SPW 1.6/2.0 Kw 82/120	09.11-->	455	195	350	8731T4	A-A	REAR	AP 6216	
	306	93-->02	600	258	300	873193	A-A	REAR	AP 5663	
	307	01-->09	452	180	450	792515	A-A	REAR	AP 5836	
	307 SW	01-->09	493	190	630	8731F8	A-A	REAR	AP 5837	
	308	08-->	455	184	440	8731Q6	A-A	REAR	AP 6081	
	308 2 Volumi 1.2/1.6 Kw 60/115	09.13-->	507	183	535	9807899380	A-A	REAR	AP 6528	
	308 SW	08-->	539	217	700	9683422180	A-A	REAR	AP 6306	
	308 SW 1.4/2.0 Kw 66/128 Lun.Apribile	12.09-->	538,5	196	750	7000510263EO	A-A	REAR	AP 6457	
	308 SW 1.4/2.0 Kw 66/128 Lun.Apribile	12.09-->	538,5	196	750	8731Q8	A-A	REAR	AP 6457	
	308 SW 1.4/2.0 Kw 66/128 Lun.Fisso	12.09-->	530	212	620	8731Q7	A-A	REAR	AP 6008	
	4007	07-->	490	197	420	5802A007	A-St	REAR	AP 6009	
	4007 DESTRO	08-->	490	197	420	8731Q2	A-St	REAR	AP 6078	
	4007 SINISTRO	08-->	490	197	420	8731Q1	A-St	REAR	AP 6077	
	4008 1.6/1.8 Kw 84/110	05.12-->	480	178	486	1607549480	A-A	REAR	AP 6468	
	406	95-->05	285	110	310	8731C9	A-A	REAR	AP 5838	
	406 SW	95-->05	555	220	550	8731C5	A-A	REAR	AP 5839	
	407	04-->12	320	100	470	8731K4	A-A	REAR	AP 5883	
	407 SW	04-->12	375	140	615	8731J6	A-A	REAR	AP 5881	
	5008	08-->	590	250	530	9683738180	A-A	REAR	AP 6348	
	508 SW 1.6/2.2 Kw 82/150	11.10-->	550	173	715	8731W3	A-A	REAR	AP 6458	
	807	02-->	630	240	505	8731,G6	A-A	REAR	AP 6083	
	807 SPW 2.0/3.0 Kw 79/150	06.02-->	630	240	505	8731G6A	A-A	REAR	AP 5829	
	BIPPER	08-->	596	224	670	8731.VO	A-A	REAR	AP 6114	
	PORSCHE	CAYENNE- INFERIORE	08-->	227	66	790	95551255004	A-A	REAR	AP 6016
		CAYENNE-SUPERIORE	08-->	250	57	790	95551252800	A-A metal	REAR	AP 6017
	RENAULT	ALTO 2 Volumi 1.0 Kw 50	01.09-->	375	144	340	6020014070	A-A	REAR	AP 6453
		CAPTUR TT	06.13-->	476	180	620	844301324R	A-A	REAR	AP 6443
		CLIO Grandtour SW 1.2/1.5 Kw 54/88	01.13-->	435	165	750	844307620R	A-A	REAR	AP 6451
CLIO I		90-->98	473	169	390	7700800311	A-A	REAR	AP 5703	
CLIO II 2 volumi 1.2/3.0 kw 43/187		09.98-->	412	152	340	7700842256	A-A	REAR	AP 6568	
CLIO II furgonato 1.1/1.9 kw 43/86		09.98-->	412	152	340	7700842256	A-A	REAR	AP 6568	
CLIO III		08-->	450	175	385	8200299546	A-A	REAR	AP 5918	
CLIO III SPORT TOUR - Grandtour 1.2/1.6 SW		08-->	462	187	580	8200583852	A-A	REAR	AP 6102	
CLIO III2 volumi 1.6 kw 86	05.05-->02.10	412	152	340	7700842256	A-A	REAR	AP 6568		



CAR PROD. CASA	MODEL / VERSION MODELLO / VERSIONE	YEAR ANNO	LENG. LUNG.	STROKE CORSA	FORCE FORZA	ORIGINAL ORIGINALE	JUNCT. ATT.	SIDE LATO	CODE CODICE
RENAULT	CLIO IV 2 Volumi 0.9/1.6 KW 54/147	11.12-->	423	150	570	654703934R	A-A	FRONT	AP 6562
	CLIO IV 2 Volumi 0.9/1.6 KW 54/147	11.12-->	473	184	510	844308661R	A-A	REAR	AP 6521
	CLIO IV SW 0.9/1.5 kw 54/88	01.13-->	423	150	570	654703934R	A-A	FRONT	AP 6562
	DUSTER 1.6/2.0 kw 75/135	0.2.12-->	588,5	210	360	654712943R	A-A	FRONT	AP 6566
	DUSTER 1.6/2.0 kw 75/135	0.2.12-->	404,5	130	615	90452004R	A-A	REAR	AP 6555
	ESPACE II	91-->96	535	200	530	6025106762	A-A	REAR	AP 5706
	ESPACE IV	02-->	725	203	780	8200021974	A-A	REAR	AP 5906
	ESPACE IV	02-->04	395	150	230	8200091749	A-A	FRONT	AP 6422
	ESPACE IV	04-->	392	155	520	8200362400	A-A	FRONT	AP 5917
	ESPACE IV LUN.APRIBILE	02-->	725	203	850	8200021975	A-A	REAR	AP 5907
	GRAN MODUS 2 Volumi 1.2/1.6 KW 48/82	05.05-->	533	170	515	8200219322	A-A	REAR	AP 6101
	GRAND MODUS	04-->08	533	220	730	8200219323	A-A	REAR	AP 6103
	GRAND MODUS	08-->	520	195	640	8200665709	A-A	REAR	AP 6288
	GRAND SCENIC	04-->	520	180	625	8200377199	A-A	REAR	AP 5911
	GRAND SCENIC LUN. APRIBILE	04-->	520	195	640	8200119500	A-A	REAR	AP 6284
	GRAND SCENIC LUN. APRIBILE	03-->09	365	145	100	8200130187	A-A	REAR	AP 6420
	GRAND SCENIC SCENIC II LUN. APR.	99-->03	520	180	665	8200377789	A-A	REAR	AP 5912
	KANGOO I	97-->08	688	275	630	7700303139	A-A	REAR	AP 5908
	KANGOO II	08-->	830	297	610	8200497806	A-A	REAR	AP 6105
	KANGOO SPW - Furg. 1.2/1.9 Kw 43/70	08.97-->	690	174	630	7700308167	A-A	REAR	AP 6511
	KANGOO SPW - Furg. 1.2/1.9 Kw 43/70	08.97-->	690	174	630	8465124	A-A	REAR	AP 6511
	KANGOO SPW - Furg. 1.2/1.9 Kw 43/70	08.97-->	690	174	630	7700303186	A-A	REAR	AP 6511
	KANGOO SPW - Furg. 1.2/1.9 Kw 43/70	08.97-->	690	174	630	7700303139	A-A	REAR	AP 6511
	KANGOO SPW - Furg. 1.2/1.9 Kw 43/70	08.97-->	690	174	630	7700303139	A-A	REAR	AP 6511
	LAGUNA GRANDTOUR	06-->	540	220	570	8200212598	A-A	REAR	AP 5939
	LAGUNA II	00-->07	512	217	535	8200000902	A-A	REAR	AP 5841
	LAGUNA II	00-->07	513	217	585	8200003020	A-A	REAR	AP 5844
	LAGUNA II	01-->	513	217	585	8200003020	A-A	REAR	AP 5910
	LAGUNA II	01-->	513	217	535	8200000902	A-A	REAR	AP 5909
	LAGUNA II GRANDTOUR	00-->07	535	230	510	8200000903	A-A	REAR	AP 5840
	LAGUNA II GRANDTOUR	00-->07	535	225	455	8200025317	A-A	REAR	AP 5913
	LAGUNA II GRANDTOUR	01-->	535	226	510	8200000903	A-A	REAR	AP 5914
	LAGUNA II GRANDTOUR	01-->	535	230	455	8200025317	A-A	REAR	AP 5845
	LAGUNA II GRANDTOUR TETTO APR.	00-->07	530	224	110	8200000896	A-A	REAR	AP 5842
	LOGAN SW	08-->	520	240	330	8200735264	A-A	REAR	AP 6292
	MEGANE	95-->03	440	170	480	7700838612	A-A	REAR	AP 5709
	MEGANE II	02-->10	418	165	500	8200051750	A-A	REAR	AP 5920
	MEGANE II CLASSIC	02-->10	345	130	350	8200119497	A-A	REAR	AP 5919
	MEGANE II GRANDTOUR	00-->07	545	225	505	8200119498	A-A	REAR	AP 5915
	MEGANE III Grandtour SW 1.2/2.0 Kw 66/162	02.09-->	482	171,5	705	844300009R	A-A	REAR	AP 6522
	MEGANE SCENIC SW 1.4/2.0 kw 55/84	01.97-->10.99	597	204	515	7700434465	A-A	REAR	AP 6552
	MODUS	04-->08	533	170	515	8200219322	A-A	REAR	AP 6101
	R 5 SUPER	85-->	700	297	290	7700756058	S-S	REAR	AP 5702
	SANDERO	08-->	520	240	330	8200735264	A-A	REAR	AP 6292
	SANDERO/STEPWAY II 1.2/1.6 kw 72/102	11.13-->	472,5	176	400	904529943R	A-A	REAR	AP 6567
	SANDERO/STEPWAY II 1.2/1.6 kw 72/102	11.13-->	583,5	240,5	400	654713274R	A-A	FRONT	AP 6568
	SCENIC II	07-->	520	200	590	8200616559	A-A	REAR	AP 6286
	SCENIC I SW 1.4/2.0 kw 47/103	9.99-->08.03	597	204	515	7700828454	A-A	REAR	AP 6552
	SCENIC II	99-->03	520	180	625	8200377199	A-A	REAR	AP 5911
	SCENIC II	99-->03	520	183	625	8200174571	A-A	REAR	AP 5843
	SCENIC III SPW 1.2/2.0 Kw 63/118	02.09-->	528	200	600	7000510523BO	A-A	REAR	AP 6454
	SCENIC III SPW 1.2/2.0 Kw 63/118	02.09-->	528	200	600	904500004R	A-A	REAR	AP 6454
	TWINGO I	93-->07	453	159	740	7700815135	A-A	REAR	AP 5705
	TWINGO II	08-->	382	152	455	8200385560	A-A	REAR	AP 6104
	ZOE 2 Volumi Kw 65	06.12-->	463	180	480	904502915R	A-A	REAR	AP 6524
SAAB	9-3 SW	08-->	395	100	1260	12778556	A-A	REAR	AP 6020
	9-5	08-->	280	93	550	5360839	A-S	REAR	AP 6018

CAR PROD. CASA	MODEL / VERSION MODELLO / VERSIONE	YEAR ANNO	LENG. LUNG.	STROKE CORSA	FORCE FORZA	ORIGINAL ORIGINALE	JUNCT. ATT.	SIDE LATO	CODE CODICE
SAAB	9-5 SW	08-->	395	117	1550	12768264	A-metallo	REAR	AP 6019
SEAT	ALHAMBRA I	96-->00	590	200	800	7M0827550G	A-A	REAR	AP 5936
	ALHAMBRA I	96-->00	460	211	380	7M3823359A	A-A	FRONT	AP 6218
	ALHAMBRA II	00-->10	460	211	380	7M3823359A	A-A	FRONT	AP 6218
	ALHAMBRA II	00-->10	590	200	800	7M0827550G	A-A	REAR	AP 5936
	ALHAMBRA SPW 2.0 Kw 85/147	06.10-->	542,5	158	740	7N0827550	A-A	REAR	AP 6525
	ALTEA	04-->09	500	205	420	5P0827550A	A-A	REAR	AP 5932
	ALTEA	09-->	500	230	430	5P9827550	A-A	REAR	AP 6250
	AROSA	97-->05	500	230	350	6X0827550A	A-A	REAR	AP 6252
	CORDOBA I	93-->99	287	99	315	6K5827550A	A-A	REAR	AP 6138
	CORDOBA II	99-->02	287	99	315	6K5827550C	A-A	REAR	AP 6138
	CORDOBA III	02-->09	285	95	600	6L5827550B	A-A	REAR	AP 5935
	EXEO 3 Volumi	03.09-->	298	96	700	8E5827552K	A-A	REAR	AP 6144
	IBIZA II	93-->98	525	225	320	6K6827550	A-A	REAR	AP 5741
	IBIZA II	98-->01	525	225	320	6K6827550A	A-A	REAR	AP 5741
	IBIZA III	02-->08	500	195	470	6L6827550B	A-A	REAR	AP 5931
	IBIZA IV	08-->06.10	561	255	290	6J4827550B	A-A	REAR	AP 6324
	IBIZA V 2 Vol.1.2/2 SPORT COUPE 44/110	03.08-->	561	255	290	6J4827550B	A-A	REAR	AP 6324
	LEON 2 Volumi 1.2/2.0 Kw 77/206	09.12-->	494	183,5	410	5F4827550A	A-A	REAR	AP 6450
	LEON I	99-->05	500	205	450	1M6827550A	A-A	REAR	AP 6248
	LEON I	99-->05	578	265	330	1M0823359A	A-A	FRONT	AP 6340
	LEON II	05-->	500	195	340	1P0827550	A-A	REAR	AP 5934
	M ii 1.0 2 Volumi Kw 44/55	10.11-->	362,5	117	390	1ST827550B	A-A	REAR	AP 6518
	TOLEDO II	98-->04	578	265	330	1M0823359A	A-A	FRONT	AP 6340
	TOLEDO III	04-->09	868	372	240	5P5827550A	A-A	REAR	AP 5933
SKODA	CITIGO 2 Volumi 1.0 Kw 50/55	10.11-->	362,5	117	390	1ST827550B	A-A	REAR	AP 6518
	FABIA	99-->08	440	175	600	6Y0827550C	A-A	REAR	AP 5927
	FABIA 5P	07-->	492	217	440	5J6828550B	A-A	REAR	AP 6028
	FABIA I WAGON	00-->07	440	175	600	6Y0827550A	A-A	REAR	AP 5846
	FELICIA	95-->00	525	238	450	6U0827551B	A-A	REAR	AP 6296
	OCTAVIA 2 Volumi 1.2/2.0 Kw 63/132	11.12-->	500	205	560	5E5827550	A-A	REAR	AP 6532
	OCTAVIA I	96-->04	500	202	245	1U6827550E	A-A	REAR	AP 5847
	OCTAVIA I WAGON	01-->04	405	180	580	1U9827550B	A-A	REAR	AP 6182
	OCTAVIA II	04-->	584	247	440	1Z5827550C	A-A	REAR	AP 5930
	OCTAVIA II	04-->	584	247	440	1Z5827550D	A-A	REAR	AP 5930
	OCTAVIA II	04-->	584	247	440	1Z5827550E	A-A	REAR	AP 5930
	OCTAVIA II	04-->	584	247	440	1Z5827550B	A-A	REAR	AP 5930
	OCTAVIA II WAGON	04-->	490	195	480	1Z9827550	A-A	REAR	AP 5929
	RAPID 2 Volumi 1.2/1.6 Kv 55/90	07.12-->	521	203	635	5JA827550C	A-A	REAR	AP 6531
	ROOMSTER	06-->	418	160	600	5J7827550	A-A	REAR	AP 6029
	SUPERB SW Kw 77/191	10.09-->	600	177	580	3T9827550	A-A	REAR	AP 6537
	YETI	09-->	525	250	490	5L6827550	A-A	REAR	AP 6294
SMART	FORTFOUR	04-->	532	169	360	4547400145	A-A	REAR	AP 6300
	FORTWO CABRIO Kw 33/75	01.07-->	445	176	90	4519880004	A-A	REAR	AP 6210
	FORTWO COUPE Kw 37/75 Anche Electric	01.07-->	445	176	90	4519880004	A-A	REAR	AP 6210
	FORTWO COUPE I	98-->04	305	119	130	113000013	A-A	REAR	AP 5890
	FORTWO COUPE II	04-->07	445	176	90	4519880004	A-A	REAR	AP 6210
	ROADSTER	03-->	497	209	200	0009235V006	A-A	REAR	AP 6240
	ROADSTER	03-->	300	106	240	0009223V005	A-A	FRONT	AP 6146
SSANG-YONG	KYRON Fuoristrada chiuso 2.0/2.7	08-->	530	212	620	7145009000	A-A	REAR	AP 6008
	REXTON	08-->	550	210	620	7140608101	A-A	REAR	AP 6007
SUBARU	FORESTER-DESTRO	08-->	520	207	450	S63269SC000	A-St	REAR	AP 6090
	FORESTER-SINISTRO	08-->	520	207	450	S63269SC010	A-St	REAR	AP 6089
	IMPREZA-DESTRO	08-->	535	200	380	S63269FG020	A-St	REAR	AP 6088
	IMPREZA-SINISTRO	08-->	535	200	380	S63269FG030	A-St	REAR	AP 6087
	JUSTY-DX	08-->	415	160	380	S68950B1031	S-S	REAR	AP 6084

CAR PROD. CASA	MODEL / VERSION MODELLO / VERSIONE	YEAR ANNO	LENG. LUNG.	STROKE CORSA	FORCE FORZA	ORIGINAL ORIGINALE	JUNCT. ATT.	SIDE LATO	CODE CODICE
SUBARU	JUSTY-SX	08-->	415	160	380	S68960B1031	S-S	REAR	AP 6084
	LEGACY-DESTRO	08-->	578	230	380	S63269AG022	A-St	REAR	AP 6086
	LEGACY-SINISTRO	08-->	578	230	380	S63269AG032	A-St	REAR	AP 6085
SUZUKI	ALTO 2 Volumi 1.0 Kw 50	01.09-->	375	144	340	81850M68K00	A-A	REAR	AP 6453
	IGNIS	08-->	548	232	280	81850-86G00	St-St	REAR	AP 6013
	JIMMY	08-->	452	155	150	81800-81812	S-St	REAR	AP 6015
	SPLASH	08-->	507	194	420	81850-51810	A-St	REAR	AP 6012
	SPLASH 1.0/1.3 Kw 48/69	01.10-->	506	210	420	8185051810	A-A	REAR	AP 5271
	SWIFT III DX	05-->	438	170	410	8180162810000	A-A	REAR	AP 5943
	SWIFT III SX	05-->	438	170	410	8180162820000	A-A	REAR	AP 5942
	SX4	08-->	435	164	420	81850-79J00	A-St	REAR	AP 6014
	VITARA 1.6 2.0 4WD Kw 50/132	07.88-->03	587	235	100	8185185C00	A-A	REAR	AP 6523
TOYOTA	AURIS 3P	07-->	442	170	455	68960-02080	A-A	REAR	AP 6055
	AURIS 3P	07-->	442	170	455	68950-02091	A-A	REAR	AP 6055
	AURIS 3P	07-->	442	170	455	68950-02090	A-A	REAR	AP 6055
	AURIS 2 Volumi 1.4 2.0 Kw 66/97	10.12-->	379	128	520	68950-02120	A-A	REAR	AP 6455
	AURIS 2 Volumi 1.4 2.0 Kw 66/97	10.12-->	379	128	520	68950-02130	A-A	REAR	AP 6455
	AVENSIS SW 1.6/2.4 kw 74/125	04.03-->11.08	448	166	555	68960-09250	A-A	REAR	AP 6546
	AVENSIS SW 1.6/2.4 kw 74/125	04.03-->11.08	448	166	555	68960-09100	A-A	REAR	AP 6546
	AVENSIS SW 1.6/2.4 kw 74/125	04.03-->11.08	448	166	555	68950-05071	A-A	REAR	AP 6546
	AVENSIS SW 1.6/2.4 kw 74/125	04.03-->11.08	448	166	555	68950-05072	A-A	REAR	AP 6546
	AVENSIS SW 1.6/2.4 kw 74/125	04.03-->11.08	448	166	555	68950-09150	A-A	REAR	AP 6546
	AVENSIS SW 1.6/2.4 kw 74/125	04.03-->11.08	448	166	555	68950-09320	A-A	REAR	AP 6546
	AVENSIS SW 1.6/2.4 kw 74/125	04.03-->11.08	448	166	555	68950-09340	A-A	REAR	AP 6546
	AVENSIS SW 1.6/2.4 kw 74/125	04.03-->11.08	448	166	555	68960-05070	A-A	REAR	AP 6546
	AVENSIS SW 1.6/2.4 kw 74/125	04.03-->11.08	448	166	555	68960-05071	A-A	REAR	AP 6546
	AVENSIS SW 1.6/2.4 kw 74/125	04.03-->11.08	448	166	555	68960-05072	A-A	REAR	AP 6546
	AVENSIS SW 1.6/2.4 kw 74/125	04.03-->11.08	448	166	555	68950-05070	A-A	REAR	AP 6546
	AVENSIS SW 1.6 2.0 2.2 Kw 91/130	02.09-->	441	166	530	6895005080	A-A	REAR	AP 6456
	AVENSIS SW 1.6 2.0 2.2 Kw 91/130	02.09-->	441	166	530	6895005081	A-A	REAR	AP 6456
	AVENSIS VERSO - DX	08-->	445	180	555	68950-09341	A-St	REAR	AP 6052
	AVENSIS VERSO - SX	08-->	445	180	555	68960-09261	A-St	REAR	AP 6053
	AYGO	05-->	555	228	305	68950-0H010	A-A	REAR	AP 5887
	COROLLA 5P	02-->06	467	191	440	68960-02030	A-A	REAR	AP 6222
	COROLLA VERSO	08-->	530	172	545	68950-0F012	A-A	REAR	AP 6056
	iQ	08-->	337	146	370	68950-0W560	A-A	REAR	AP 6158
	PRIUS	08-->	492	201	445	68950-0W431	A-A	REAR	AP 6054
	PRIUS II	03-->09	490	223	480	68960-0W240	A-A	REAR	AP 6236
	PRIUS III	09-->	500	230	430	68960-0Q010	A-A	REAR	AP 6250
	URBAN CRUISER	09-->	447	192	420	68906-52010	A-A	REAR	AP 6212
	VERSO Space wagon 1.4 Kw 73	11.10-->	408	143	580	68960-52381	A-A	REAR	AP 6526
	VERSO Space wagon 1.4 Kw 73	11.10-->	408	143	580	68950-52361	A-A	REAR	AP 6526
	YARIS 2 Volumi 1.0 1.3 1.4 1.5 Kw 51/73	09.11-->	416	151,5	405	689500W651	A-A	REAR	AP 6534
	YARIS 2 Volumi 1.0 1.3 1.4 1.5 Kw 51/73	09.11-->	416	151,5	405	68960-0W641	A-A	REAR	AP 6534
	YARIS 2 Volumi 1.0 1.3 1.4 1.5 Kw 51/73	09.11-->	416	151,5	405	689600W631	A-A	REAR	AP 6534
YARIS 2 Volumi 1.0 1.3 1.4 1.5 Kw 51/73	09.11-->	416	151,5	405	689500W641	A-A	REAR	AP 6534	
YARIS 2 Volumi 1.0 1.3 1.4 1.5 Kw 51/73	09.11-->	416	151,5	405	68960-0W621	A-A	REAR	AP 6534	
YARIS 2 Volumi 1.0 1.3 1.4 1.5 Kw 51/73	09.11-->	416	151,5	405	68950-0W660	A-A	REAR	AP 6534	
YARIS 2 Volumi 1.0 1.3 1.4 1.5 Kw 51/73	09.11-->	416	151,5	405	68950-0W661	A-A	REAR	AP 6534	
YARIS 2006 DX - RIGHT	06-->	435	170	370	68950-0D020	A-A	REAR	AP 5938	
YARIS 2006 SX - LEFT	06-->	435	170	370	68960-0D010	A-A	REAR	AP 5938	
YARIS I	99-->05	500	202	245	68950-09110	A-A	REAR	AP 5848	
YARIS II	05-->11	430	187	370	68950-0W660	A-A	REAR	AP 6190	
YARIS III	11-->	430	187	370	68950-0W660	A-A	REAR	AP 6190	
VOLKSWAGEN	BEETLE 2 Volumi 1.2/2.5 Kw 77/147	07.11-->	687	213	565	5C5827550A	A-A	REAR	AP 6535
	BEETLE 2 Volumi 1.2/2.5 Kw 77/147	07.11-->	687	213	565	5C5827550C	A-A	REAR	AP 6535

CAR PROD. CASA	MODEL / VERSION MODELLO / VERSIONE	YEAR ANNO	LENG. LUNG.	STROKE CORSA	FORCE FORZA	ORIGINAL ORIGINALE	JUNCT. ATT.	SIDE LATO	CODE CODICE
VOLKSWAGEN	BEETLE 2 Volumi 1.2/2.5 Kw 77/147	07.11-->	687	213	565	5C5827550	A-A	REAR	AP 6535
	BORA station wagon 1.39/2.79 kw 55/150	05.99-->05.05	500	205	500	1J6827550	A-A	REAR	AP 6539
	BORA IV	98-->05	500	230	350	1J0823359C	A-A	FRONT	AP 6246
	BORA IV	98-->05	500	230	350	8L0823359	A-A	FRONT	AP 6256
	BORA IV	98-->05	278	119	530	3B5827550A	A-A	REAR	AP 6128
	FOX	05-->11	463	185	360	5Z6827550B	A-A	REAR	AP 5921
	GOLF ALLTRACK 1.6/2.0 kw 81/135	12.14-->	779	274	285	5G0823359	A-A	FRONT	AP 6563
	GOLF II	83-->92	500	210,5	310	191827550B	A-A	REAR	AP 5761
	GOLF III	91-->97	502	210	300	1H6827550A	A-A	REAR	AP 5762
	GOLF IV	97-->03	500	230	350	8L0823359	A-A	FRONT	AP 6256
	GOLF IV	97-->04	500	230	350	1J0823359C	A-A	FRONT	AP 6246
	GOLF IV 2 volumi 1.39/2.79 Kw 55/150	09.99-->06.05	500	205	500	1J6827550	A-A	REAR	AP 6539
	GOLF SPORTSVAN 1.2/2.0 kw 81/110	02.14-->	779	274	285	5G0823359	A-A	FRONT	AP 6563
	GOLF V	03-->08	450	180	535	1K6827550F	A-A	REAR	AP 5922
	GOLF V	03-->08	730	340	250	1K0823359A	A-A	FRONT	AP 6402
	GOLF V PLUS 2Volumi 1.2/2.0 Kw 55/125	05-->09	475	190	550	5M0827550	A-A	REAR	AP 6033
	GOLF V PLUS 2Volumi 1.2/2.0 Kw 55/125	11.09-->	475	190	550	5M0827550A	A-A	REAR	AP 6033
	GOLF V VARIANT	03-->08	525	210	420	1K9827550A	A-A	REAR	AP 6031
	GOLF VI	08-->	440	195	550	5K6827550B	A-A	REAR	AP 6206
	GOLF VI 2 volumi 1.2/2.0 kw 59/199	05.10-->11.13	730	308	265	5K0823359B	A-A	FRONT	AP 6548
	GOLF VI variant SW 1..2/2.0 kw 59/147	07.09-->07.13	730	308	265	5K0823359C	A-A	FRONT	AP 6548
	GOLF VI variant SW 1..2/2.0 kw 59/147	07.09-->07.13	730	308	265	5K0823359D	A-A	FRONT	AP 6548
	GOLF VII 2Volumi 1.0/2.0 Kw 63/206	08.12-->	779	274	285	5G0823359	A-A	FRONT	AP 6563
	GOLF VII 2Volumi 1.2/2.0 Kw 63/221	08.12-->	531,5	182	520	5G6827550C	A-A	REAR	AP 6536
	GOLF VII SW 1.0/2.0 kw 63/221	05.13-->	779	274	285	5G0823359	A-A	FRONT	AP 6563
	JETTA 1.2 1.4 1.6 2.0 2.5 Kw 77/155	12.11-->	489	151	110	5C6827550	A-A	REAR	AP 6520
	JETTA III	05-->10	300	73	710	1K5827550C	A-A	REAR	AP 5925
	JETTA V	03-->08	730	340	250	1K0823359A	A-A	FRONT	AP 6402
	LUPO	97-->05	500	230	350	6X0827550A	A-A	REAR	AP 6252
	LUPO	98-->05	498	208	365	6E0827550B	A-A	REAR	AP 5851
	M ii 1.0 2 Volumi Kw 44/55	10.11-->	362,5	117	390	1ST827550B	A-A	REAR	AP 6518
	MULTIVAN	03-->	388	176	360	7H0823359C	A-A	FRONT	AP 6172
	MULTIVAN	03-->	755	235	1080	7H0827550B	A-A	REAR	AP 6410
	NEW BEETLE	97-->10	677	269	270	1C0827359D	A-A	FRONT	AP 6384
	NEW BEETLE	97-->10	600	250	300	1C0827550A	A-A	REAR	AP 6350
	PASSAT	05-->10	368	140	390	3C5827550B	A-A	REAR	AP 5926
	PASSAT	89-->	549	200	350	321827550J	O-O	REAR	AP 5766
	PASSAT Alltrac-Variant SW KW da 77 a 220	11.12-->	453	173	580	3AF827550B	A-A	REAR	AP 6445
	PASSAT Tre volumi KW da 77 a 220	08.10-->	374	145	420	3AE827550A	A-A	REAR	AP 6444
	PASSAT V	00-->05	278	119	530	3B5827550E	A-A	REAR	AP 6128
	PASSAT V	05-->10	730	340	380	3C0823359A	A-A	FRONT	AP 6404
	PASSAT V	96-->05	278	119	530	3B5827550A	A-A	REAR	AP 6128
	PASSAT V	96-->05	722	340	300	3B0823359B	A-A	FRONT	AP 6390
	PASSAT VARIANT	88-->93	570	240	380	3A9827550	A-S	REAR	AP 5767
	PASSAT VARIANT SW 1.59/3.99 kw 74/202	11.00-->05.05	500	205	500	1J6827550	A-A	REAR	AP 6539
	PASSAT VI VARIANT	05-->10	450	180	550	3C9827550A	A-A	REAR	AP 5923
	POLO	01-->08	500	210	380	6Q6827550C	A-A	REAR	AP 5850
	POLO	95-->01	287	99	315	6K5827550A	A-A	REAR	AP 6138
	POLO (9A4) 3 volumi 1.4/1.9 kw 47/74	09.02-->	256,5	66	600	6Q5827550A	A-A	REAR	AP 6565
	POLO (9A4) 3 volumi 1.4/1.9 kw 47/74	09.02-->	500	205	310	6Q0823359C	A-A	FRONT	AP 6564
	POLO (9A4) 3 volumi 1.4/1.9 kw 47/74	09.02-->	256,5	66	600	6Q5827550B	A-A	REAR	AP 6565
	POLO (9N) 2 volumi 1.2/1.9 kw 40/132	01.02-->11.09	500	205	310	6Q0823359	A-A	FRONT	AP 6564
	POLO 3 Volumi Coda Spiovente KW 44/162	05.11-->05	526	204	325	6R6827550A	A-A	REAR	AP 6446
	POLO I	81-->91	420	165	300	867827550	S-O	REAR	AP 5763
	POLO II	91-->	515	225	550	867827539A	S-O	REAR	AP 5764
	POLO IV	01-->08	500	195	380	6Q6827550C	A-A	REAR	AP 5924








CAR PROD. CASA	MODEL / VERSION MODELLO / VERSIONE	YEAR ANNO	LENG. LUNG.	STROKE CORSA	FORCE FORZA	ORIGINAL ORIGINALE	JUNCT. ATT.	SIDE LATO	CODE CODICE
VOLKSWAGEN	POLO(9a4) 3 volumi 1.4/1.9 kw 55/101	09.02-->	500	205	310	6Q0823359C	A-A	FRONT	AP 6545
	POLO(9N) 2 volumi 1.2/1.9 kw 40/132	10.01-->11.09	500	205	310	6Q0823359	A-A	FRONT	AP 6545
	SCIROCCO III	08-->	455	195	350	1K8827550A	A-A	REAR	AP 6216
	SHARAN	08-->	590	210	830	7M0827550G	A-A	REAR	AP 6036
	SHARAN	97-->10	460	211	380	7M3823359A	A-A	FRONT	AP 6218
	SHARAN	97-->10	590	200	800	7M0827550G	A-A	REAR	AP 5936
	SHARAN SPW 1.4/2.0 Kw 85/147	06.10-->	542,5	158	740	7N0827550	A-A	REAR	AP 6525
	SUPERB SW Kw 77/191	10.09-->	600	177	580	3T9827550	A-A	REAR	AP 6537
	TIGUAN	07-->	490	182	485	5N0827550A	A-A	REAR	AP 6030
	TOUAREG 3.0 Fuoristrada chiuso Kw 150/265	01.10-->	594	190	605	7P6827550	A-A	REAR	AP 6448
	TOUAREG 3.0 Fuoristrada chiuso Kw 150/265	01.10-->	594	190	605	7P6823359	A-A	REAR	AP 6448
	TOUAREG DESTRO	08-->	313	71	1860	7L6827550N	A-A metal	REAR	AP 6034
	TOUAREG SINISTRO	08-->	313	71	1860	7L6827550L	A-A metal	REAR	AP 6035
	TOURAN	05-->10	498	164	780	1T0827550E	A-A	REAR	AP 6032
	TOURAN	05-->10	404	149	460	1T0823359A	A-A	FRONT	AP 6180
	TOURAN MPV SW Kw 66/130	05.10-->	489	140	910	1T0827550H	A-A	REAR	AP 6449
	TOURAN MPV SW Kw 66/130	05.10-->	489	140	910	1T0827550H	A-A	REAR	AP 6449
	TRANSPORTER	03-->	755	235	970	7H0827550	A-A	REAR	AP 6408
	UP 1.0 2 Volumi coda spiovente Kw 44/60	08.11-->	362,5	117	470	1S6827550D	A-A	REAR	AP 6519
	VOLVO	740	85-->	369	140	290	1334648	A-O	REAR
760GLE		85-->	369	140	290	1394650	A-O	REAR	AP 5800
760GLE		85-->	369	140	290	1394640	A-O	REAR	AP 5800
C30		07-->	730	311	140	9483570	A-A	FRONT	AP 6406
C30		07-->	482	185	360	30657235	A-A	REAR	AP 6041
C70 II CABRIO		06-->	730	311	140	9483571	A-A	FRONT	AP 6406
S40		08-->	325	110	325	31218465	A-A	REAR	AP 6037
S40 II		04-->	730	311	140	9483572	A-A	FRONT	AP 6406
S60 I		00-->10	270	105	420	8650233	A-A	REAR	AP 6126
S60 II T3 3 Volumi 2.0 3.0 Kw 84/258		04.10-->	547	215	260	31333202	A-A	REAR	AP 6460
S60 II T3 3 Volumi 2.0 3.0 Kw 84/258		04.10-->	547	215	260	31333127	A-A	REAR	AP 6460
S80 I		98-->	364	152	310	9483297	A-A	REAR	AP 6164
S80 II		08-->	290	90	600	30779837	A-A	REAR	AP 6038
V 40 2 Volumi D2/T5 Kw 84/187		03.12-->	573	230	330	31278560	A-A	REAR	AP 6461
V 40 2 Volumi D2/T5 Kw 84/187		03.12-->	573	230	330	31395607	A-A	REAR	AP 6461
V40		95-->04	602	300	320	30803472	A-A	REAR	AP 6356
V50 I		04-->07	430	190	470	31276851	A-A	REAR	AP 6188
V50 II		04-->12	730	311	140	9483573	A-A	FRONT	AP 6406
V50 II		08-->	428	168	425	30799188	A-A	REAR	AP 6039
V60 II		-->10	565	260	440	31217910	A-A	REAR	AP 6328
V60 II		10-->	290	132	380	31278869	A-A	FRONT	AP 6140
V60 T3 SW 1.6/3.0 Kw 84/242 Anche 4WD		09.10-->	561,5	188	475	31217910	A-A	REAR	AP 6462
V60 T3 SW 1.6/3.0 Kw 84/242 Anche 4WD		09.10-->	561,5	188	475	31297080	A-A	REAR	AP 6462
V70		08-->	318	95	1045	30799161	S-S	REAR	AP 6042
V70 III SW 1.6/3.2 Kw 80/224 Anche 4WD Ma.		08.07-->	308	88	1190	30674836	A-A	REAR	AP 6463
V70 III SW 1.6/3.2 Kw 80/224 Anche 4WD Ma.		08.07-->	308	88	1190	30674836	A-A	REAR	AP 6463
V70III SW 1.6/3.2 Kw 80/224 No ap.aut.		01.10-->	308	88	1190	31217640	A-A	REAR	AP 6530
XC 70 II SW 1.6/3.2 Kw 80/224 No ap.aut.		01.10-->	308	88	1190	31217640	A-A	REAR	AP 6530
XC 90		02-->	510	220	320	30649736	A-A	FRONT	AP 6274
XC70		08-->	318	95	1045	30799161	S-S	REAR	AP 6042
XC90 SW 2.5/3.2	08-->	468	192	380	30634580	A-A	REAR	AP 6040	
XC90 SW 2.5/3.2	08-->	468	192	380	30649439	A-A	REAR	AP 6040	
XC90 SW 2.5/3.2	08-->	468	192	380	31218511	A-A	REAR	AP 6040	






MOLLE A GAS








GAS SPRINGS








APPLICAZIONE PER CODICE







REF. CODE APPLICATION

AP 5001	MODEL	YEAR	ORIGINAL CODE	TECHNICAL SPECIFICATION
	ALFA ROMEO 164	87-->	60558222	length 615 stroke 243 force 240 junction O-O side FRONT
AP 5002	MODEL	YEAR	ORIGINAL CODE	TECHNICAL SPECIFICATION
	ALFA ROMEO 33	82-->89	60502523	length 565 stroke 230 force 210 junction S-O side REAR
AP 5003	MODEL	YEAR	ORIGINAL CODE	TECHNICAL SPECIFICATION
	ALFA ROMEO 33 Restyling	89-->	60567399	length 550 stroke 230 force 360 junction S-O side REAR
AP 5005	MODEL	YEAR	ORIGINAL CODE	TECHNICAL SPECIFICATION
	ALFA ROMEO 145	94-->	60567794	length 310 stroke 109 force 550 junction S-S side REAR
AP 5006	MODEL	YEAR	ORIGINAL CODE	TECHNICAL SPECIFICATION
	ALFA ROMEO 146	94-->	60604823	length 522 stroke 207 force 400 junction S-S side REAR
AP 5007	MODEL	YEAR	ORIGINAL CODE	TECHNICAL SPECIFICATION
	ALFA ROMEO 155	02-->	60604174	length 673 stroke 280 force 230 junction S-S side FRONT
AP 5051	MODEL	YEAR	ORIGINAL CODE	TECHNICAL SPECIFICATION
	AUDI 80 SW	92-->	8A9827552D	length 580 stroke 205 force 500 junction A-A side REAR

AP 5053	MODEL	YEAR	ORIGINAL CODE	TECHNICAL SPECIFICATION
	AUDI A3 A4	05--> 05-->	8D0823359	length 720 stroke 307 force 290 junction O-O side FRONT
AP 5055	MODEL	YEAR	ORIGINAL CODE	TECHNICAL SPECIFICATION
	AUDI A3 A4	05--> 05-->	8D9827552	length 500 stroke 211 force 420 junction S-S side REAR
AP 5100	MODEL	YEAR	ORIGINAL CODE	TECHNICAL SPECIFICATION
	AUTOBIANCHI A112	77-->	4484653	length 362 stroke 135 force 190 junction A-O side REAR
AP 5101	MODEL	YEAR	ORIGINAL CODE	TECHNICAL SPECIFICATION
	AUTOBIANCHI Y10	85-->	60617400	length 598 stroke 248 force 160 junction S-S side REAR
AP 5203	MODEL	YEAR	ORIGINAL CODE	TECHNICAL SPECIFICATION
	CITROEN ZX	90-->	96027543	length 600 stroke 250 force 383 junction A-A side REAR
AP 5205	MODEL	YEAR	ORIGINAL CODE	TECHNICAL SPECIFICATION
	CITROEN SAXO	04-->	8731CO	length 610 stroke 240 force 355 junction A-A side REAR
AP 5250	MODEL	YEAR	ORIGINAL CODE	TECHNICAL SPECIFICATION
	FIAT 127	72-->77	4297742	length 549 stroke 220 force 350 junction O-O side REAR

AP 5251	MODEL	YEAR	ORIGINAL CODE	TECHNICAL SPECIFICATION
	FIAT CINQUECENTO	92-->	46453503	length 569 stroke 235 force 210 junction A-A side REAR
AP 5252	MODEL	YEAR	ORIGINAL CODE	TECHNICAL SPECIFICATION
	FIAT CROMA	87-->	82429686	length 500 stroke 185 force 510 junction O-O side REAR
AP 5253	MODEL	YEAR	ORIGINAL CODE	TECHNICAL SPECIFICATION
	FIAT PANDA I	79-->	4483658	length 550 stroke 204 force 240 junction O-P side REAR
AP 5254	MODEL	YEAR	ORIGINAL CODE	TECHNICAL SPECIFICATION
	FIAT PANDA 1000 - PANDA VAN PANDA 750	01.86--> 86-->	7550172 75501720	length 550 stroke 220 force 390 junction O-P side REAR
AP 5255	MODEL	YEAR	ORIGINAL CODE	TECHNICAL SPECIFICATION
	FIAT REGATA WEEKEND	84-->	5981660	length 542 stroke 210 force 300 junction A-A side REAR
AP 5256	MODEL	YEAR	ORIGINAL CODE	TECHNICAL SPECIFICATION
	FIAT RITMO	78-->	4392130	length 600 stroke 250 force 360 junction O-O side REAR
AP 5257	MODEL	YEAR	ORIGINAL CODE	TECHNICAL SPECIFICATION
	FIAT RITMO Restyling	82-->	5975342	length 600 stroke 251 force 200 junction O-O side REAR








AP 5258	MODEL	YEAR	ORIGINAL CODE	TECHNICAL SPECIFICATION
	FIAT TIPO I	-->93	7587706 7611700	length 595 stroke 234 force 310 junction A-A side REAR
AP 5259	MODEL	YEAR	ORIGINAL CODE	TECHNICAL SPECIFICATION
	FIAT UNO	82-->89	5993542	length 600 stroke 250 force 410 junction A-A side REAR
AP 5260	MODEL	YEAR	ORIGINAL CODE	TECHNICAL SPECIFICATION
	FIAT TEMPRA	91-->	7606304	length 630 stroke 265 force 330 junction A-A side REAR
AP 5262	MODEL	YEAR	ORIGINAL CODE	TECHNICAL SPECIFICATION
	FIAT UNO Restyling	89-->	7636049	length 567,5 stroke 220 force 280 junction S-S side REAR
AP 5263	MODEL	YEAR	ORIGINAL CODE	TECHNICAL SPECIFICATION
	FIAT TIPO II	93-->	7671700	length 584 stroke 234 force 270 junction S-S side REAR
AP 5264	MODEL	YEAR	ORIGINAL CODE	TECHNICAL SPECIFICATION
	FIAT 127 Restyling	77-->	4426871	length 600 stroke 250 force 180 junction O-P side REAR
AP 5265	MODEL	YEAR	ORIGINAL CODE	TECHNICAL SPECIFICATION
	FIAT PUNTO	93-->	7734566	length 445 stroke 173 force 300 junction A-A side REAR

AP	MODEL	YEAR	ORIGINAL CODE	TECHNICAL SPECIFICATION
AP 5266	 FIAT DUCATO	81-->	4424045	lenght 805 stroke 350 force 500 junction O-O side REAR
AP 5267	 FIAT TEMPRA SW	90-->96	7606304D	lenght 630 stroke 267 force 330 junction A-A side REAR
AP 5268	 FIAT BRAVO I	95-->01	7774707	lenght 469 stroke 188 force 350 junction A-A side REAR
AP 5269	 FIAT BRAVA	95-->01	7769737	lenght 520 stroke 189 force 350 junction A-A side REAR
AP 5270	 FIAT ULYSSE I	-->02	9626493880	lenght 627 stroke 282 force 630 junction A-A side REAR
AP 5271	 FIAT MAREA Weekend SW 1.2/2.4 OPEL AGILA B 1.0/1.3 Kw 48/69 SUZUKI SPLASH 1.0/1.3 Kw 48/69	96-->06 01.10--> 01.10-->	46420780 8185051810 9212659	lenght 506 stroke 210 force 420 junction A-A side REAR








AP	MODEL	YEAR	ORIGINAL CODE	TECHNICAL SPECIFICATION
AP 5272	FIAT DUNA	87-->91	7516691	length 525 stroke 211 force 520 junction A-A side REAR
AP 5300	FORD FIESTA II	83-->89	1637868	length 613 stroke 259 force 380 junction A-A side REAR
AP 5304	FORD MONDEO	91-->	1020155	length 552 stroke 225 force 515 junction A-A side REAR
AP 5305	FORD ESCORT	80-->90	6900216	length 575 stroke 225 force 310 junction A-A side REAR
AP 5306	FORD FIESTA III	89-->95	6965595	length 568 stroke 225 force 645 junction A-A side REAR
AP 5308	FORD FIESTA IV	96-->02	1008277	length 577 stroke 242 force 325 junction A-A side REAR
AP 5309	FORD MONDEO S.W.	97-->	6934502	length 485 stroke 192 force 630 junction A-A side REAR








AP	MODEL	YEAR	ORIGINAL CODE	TECHNICAL SPECIFICATION
AP 5310	FORD KA I	96-->08	1025425	length 447 stroke 185 force 310 junction A-A side REAR
AP 5311	FORD ESCORT	90-->	1075742	length 533 stroke 233 force 400 junction A-A side REAR
AP 5350	LADA SAMARA	89-->	21216308015	length 455 stroke 175 force 350 junction P-P side REAR
AP 5351	LADA NIVA	86-->94	21086308015	length 435 stroke 172 force 280 junction Biglia side REAR
AP 5400	LANCIA DEDRA	89-->	82437256	length 266 stroke 90 force 450 junction A-A side REAR
AP 5401	LANCIA DELTA	82-->	82336687	length 505 stroke 150 force 430 junction A-A side REAR
AP 5402	LANCIA KAPPA	94-->01	46429507	length 280 stroke 96 force 500 junction S-S side REAR

AP	MODEL	YEAR	ORIGINAL CODE	TECHNICAL SPECIFICATION
AP 5403	LANCIA KAPPA SW	94-->01	46309135	length 567 stroke 207 force 410 junction S-S side REAR
AP 5404	LANCIA DELTA	93-->	46433702	length 365 stroke 138 force 660 junction A-A side REAR
AP 5405	LANCIA THEMA SW	97-->95	5893902	length 598,5 stroke 250 force 380 junction A-A side REAR
AP 5406	LANCIA DEDRA SW	94-->00	46725028	length 526,5 stroke 202 force 380 junction A-A side REAR
AP 5407	LANCIA Y	96	7792951	length 485 stroke 181 force 320 junction S-S side REAR
AP 5599	NISSAN MICRA	92-->02	904514F111	length 547 stroke 255 force 280 junction A-A side REAR
AP 5601	OPEL ASTRA F	91-->98	132721	length 595 stroke 235 force 350 junction A-A side REAR

AP 5602	MODEL	YEAR	ORIGINAL CODE	TECHNICAL SPECIFICATION
	OPEL ASTRA F SW	91-->98	132720	length 513 stroke 193 force 550 junction A-A side REAR
AP 5604	MODEL	YEAR	ORIGINAL CODE	TECHNICAL SPECIFICATION
	OPEL VECTRA	88-->	132716	length 475 stroke 195 force 560 junction S-S side REAR
AP 5605	MODEL	YEAR	ORIGINAL CODE	TECHNICAL SPECIFICATION
	OPEL CORSA A	82-->93	132712	length 615 stroke 255 force 610 junction S-S side REAR
AP 5606	MODEL	YEAR	ORIGINAL CODE	TECHNICAL SPECIFICATION
	OPEL CORSA B	93-->00	132724	length 540 stroke 210 force 370 junction S-S side REAR
AP 5607	MODEL	YEAR	ORIGINAL CODE	TECHNICAL SPECIFICATION
	OPEL KADETT SW	84-->91	132711	length 700 stroke 338 force 370 junction A-A side REAR
AP 5650	MODEL	YEAR	ORIGINAL CODE	TECHNICAL SPECIFICATION
	PEUGEOT 106	92-->	8731G4	length 600 stroke 235 force 310 junction A-A side REAR
AP 5651	MODEL	YEAR	ORIGINAL CODE	TECHNICAL SPECIFICATION
	PEUGEOT 205	83-->	8731E2	length 610 stroke 310 force 340 junction A-A side REAR







AP	MODEL	YEAR	ORIGINAL CODE	TECHNICAL SPECIFICATION
AP 5663	PEUGEOT 306	93-->02	873193	length 600 stroke 258 force 300 junction A-A side REAR
AP 5702	RENAULT R 5 SUPER	85-->	7700756058	length 700 stroke 297 force 290 junction S-S side REAR
AP 5703	RENAULT CLIO I	90-->98	7700800311	length 473 stroke 169 force 390 junction A-A side REAR
AP 5705	RENAULT TWINGO I	93-->07	7700815135	length 453 stroke 159 force 740 junction A-A side REAR
AP 5706	RENAULT ESPACE II	91-->96	6025106762	length 535 stroke 200 force 530 junction A-A side REAR
AP 5709	RENAULT MEGANE	95-->03	7700838612	length 440 stroke 170 force 480 junction A-A side REAR
AP 5741	SEAT IBIZA II IBIZA II	93-->98 98-->01	6K6827550 6K6827550A	length 525 stroke 225 force 320 junction A-A side REAR

AP 5761	MODEL	YEAR	ORIGINAL CODE	TECHNICAL SPECIFICATION
	VOLKSWAGEN GOLF II	83-->92	191827550B	length 500 stroke 210,5 force 310 junction A-A side REAR
	VOLKSWAGEN GOLF III	91-->97	1H6827550A	length 502 stroke 210 force 300 junction A-A side REAR
	VOLKSWAGEN POLO I	81-->91	867827550	length 420 stroke 165 force 300 junction S-O side REAR
	VOLKSWAGEN POLO II	91-->	867827539A	length 515 stroke 225 force 550 junction S-O side REAR
	VOLKSWAGEN PASSAT	89-->	321827550J	length 549 stroke 200 force 350 junction O-O side REAR
	VOLKSWAGEN PASSAT VARIANT	88-->93	3A9827550	length 570 stroke 240 force 380 junction A-S side REAR
	VOLVO 740 760GLE	85--> 85-->	1334648 1394640 1394650	length 369 stroke 140 force 290 junction A-O side REAR

AP 5801	MODEL	YEAR	ORIGINAL CODE	TECHNICAL SPECIFICATION
	FIAT 147	02-->	46771551	length 435 stroke 180 force 370 junction A-A side REAR
AP 5802	MODEL	YEAR	ORIGINAL CODE	TECHNICAL SPECIFICATION
	ALFA ROMEO GT FIAT 147	04--> 02-->	46739202	length 355 stroke 120 force 350 junction A-A side FRONT
AP 5803	MODEL	YEAR	ORIGINAL CODE	TECHNICAL SPECIFICATION
	ALFA ROMEO 156	02-->	60651067	length 263 stroke 95 force 370 junction A-A side REAR
AP 5804	MODEL	YEAR	ORIGINAL CODE	TECHNICAL SPECIFICATION
	ALFA ROMEO 156	02-->	60654724	length 400 stroke 160 force 300 junction A-A side FRONT
AP 5805	MODEL	YEAR	ORIGINAL CODE	TECHNICAL SPECIFICATION
	ALFA ROMEO 156 SW	02-->	60664833	length 348 stroke 130 force 620 junction A-A side REAR
AP 5806	MODEL	YEAR	ORIGINAL CODE	TECHNICAL SPECIFICATION
	AUDI A3 A3	02--> 07-->	8P3827552A 8P3827552B	length 487 stroke 205 force 460 junction A-A side REAR
AP 5807	MODEL	YEAR	ORIGINAL CODE	TECHNICAL SPECIFICATION
	AUDI A4 II AVANT	02-->	8E9827552E	length 500 stroke 208 force 530 junction A-A side REAR

AP	MODEL	YEAR	ORIGINAL CODE	TECHNICAL SPECIFICATION
AP 5808	FIAT SEICENTO	98-->10	46835404	length 568 stroke 242 force 210 junction A-A side REAR
AP 5809	FIAT MULTIPLA	98-->03	46514867	length 506 stroke 220 force 520 junction A-A side REAR
AP 5810	FIAT PANDA 1.2 1.2 4x4 1.3D - 1.4 NP	03-->	46827091A	length 502 stroke 210 force 280 junction A-A side REAR
AP 5811	FIAT STILO	01-->	46784994	length 440 stroke 185 force 460 junction A-A side REAR
AP 5812	FIAT STILO BN 5 P.	01-->	46784995	length 507 stroke 220 force 380 junction A-A side REAR
AP 5812B	FIAT STILO SW	03-->	51716995	length 605 stroke 208 force 850 junction A-A side REAR
AP 5815	FIAT STILO	01-->	46784590	length 507 stroke 220 force 250 junction A-A side FRONT

AP	MODEL	YEAR	ORIGINAL CODE	TECHNICAL SPECIFICATION
AP 5816	FIAT DOBLO'	01-->	46824070	length 865 stroke 358 force 370 junction A-A side REAR
AP 5817	FIAT PUNTO 3 P	03-->	46744596	length 472 stroke 193 force 330 junction A-A side REAR
AP 5818	FIAT PUNTO 5 P	03-->	46524678	length 455 stroke 170 force 380 junction A-A side REAR
AP 5819	FORD FOCUS I SW	98-->04	1093705	length 512 stroke 223 force 550 junction A-A side REAR
AP 5820	FORD FOCUS I	98-->04	1229461	length 455 stroke 175 force 680 junction A-A side REAR
AP 5821	FORD MONDEO SW	00-->07	1232189	length 546 stroke 223 force 475 junction A-A side REAR
AP 5822	HONDA JAZZ (solo molla)	02-->08	04741SAA010	length 415 stroke 160 force 500 junction S-S side REAR








AP 5824	MODEL	YEAR	ORIGINAL CODE	TECHNICAL SPECIFICATION
	HONDA CIVIC VII 5 PORTE	01-->05	74820S6DE02	length 500 stroke 203 force 400 junction A-A side REAR
	LANCIA LYBRA	98-->05	46763101	length 398 stroke 163 force 280 junction A-A side FRONT
	LANCIA LYBRA	98-->05	46428438	length 290 stroke 113 force 380 junction A-A side REAR
	LANCIA LYBRA SW	98-->05	46453835	length 383 stroke 148 force 560 junction A-A side REAR
	LANCIA YPSILON	03-->	46817935	length 480 stroke 190 force 420 junction A-A side REAR
	CITROEN C8 C8 SPW 2.0/3.0 Kw 79/150 FIAT ULISSE II LANCIA PHEDRA PEUGEOT 807 SPW 2.0/3.0 Kw 79/150	02--> 07.02--> 03-->11 03-->11 06.02-->	1489342080 8731G6 8731G6A	length 630 stroke 240 force 505 junction A-A side REAR








AP	MODEL	YEAR	ORIGINAL CODE	TECHNICAL SPECIFICATION
AP 5830	MERCEDES CLASSE A	97-->04	1689801164	length 540 stroke 220 force 370 junction A-A side REAR
AP 5831	OPEL AGILA A (solo molla)	00-->08	9212659	length 642 stroke 250 force 475 junction A-A side REAR
AP 5832	OPEL ZAFIRA	99-->05	90579440	length 542 stroke 193 force 590 junction A-A side REAR
AP 5833	OPEL CORSA C	01-->06	132670	length 470 stroke 202 force 350 junction A-A side REAR
AP 5834	PEUGEOT 206	98-->	87310E6	length 520 stroke 218 force 360 junction A-A side REAR
AP 5835	PEUGEOT 206 SW	98-->	8731G5	length 578 stroke 220 force 535 junction A-A side REAR
AP 5836	PEUGEOT 307	01-->09	792515	length 452 stroke 180 force 450 junction A-A side REAR








AP	MODEL	YEAR	ORIGINAL CODE	TECHNICAL SPECIFICATION
AP 5837	PEUGEOT 307 SW	01-->09	8731F8	length 493 stroke 190 force 630 junction A-A side REAR
AP 5838	PEUGEOT 406	95-->05	8731C9	length 285 stroke 110 force 310 junction A-A side REAR
AP 5839	PEUGEOT 406 SW	95-->05	8731C5	length 555 stroke 220 force 550 junction A-A side REAR
AP 5840	RENAULT LAGUNA II GRANDTOUR	00-->07	8200000903	length 535 stroke 230 force 510 junction A-A side REAR
AP 5841	RENAULT LAGUNA II	00-->07	8200000902	length 512 stroke 217 force 535 junction A-A side REAR
AP 5842	RENAULT LAGUNA II GRANDTOUR TETTO APR.	00-->07	8200000896	length 530 stroke 224 force 110 junction A-A side REAR
AP 5843	RENAULT SCENIC II	99-->03	8200174571	length 520 stroke 183 force 625 junction A-A side REAR


AP	MODEL	YEAR	ORIGINAL CODE	TECHNICAL SPECIFICATION
AP 5844	RENAULT LAGUNA II	00-->07	8200003020	length 513 stroke 217 force 585 junction A-A side REAR
AP 5845	RENAULT LAGUNA II GRANDTOUR	01-->	8200025317	length 535 stroke 230 force 455 junction A-A side REAR
AP 5846	SKODA FABIA I WAGON	00-->07	6Y0827550A	length 440 stroke 175 force 600 junction A-A side REAR
AP 5847	SKODA OCTAVIA I	96-->04	1U6827550E	length 500 stroke 202 force 245 junction A-A side REAR
AP 5848	TOYOTA YARIS I	99-->05	68950-09110	length 500 stroke 202 force 245 junction A-A side REAR
AP 5850	VOLKSWAGEN POLO	01-->08	6Q6827550C	length 500 stroke 210 force 380 junction A-A side REAR
AP 5851	VOLKSWAGEN LUPO	98-->05	6E0827550B	length 498 stroke 208 force 365 junction A-A side REAR








AP	MODEL	YEAR	ORIGINAL CODE	TECHNICAL SPECIFICATION
AP 5852	BMW MINI	05-->	41626801258	length 495 stroke 200 force 330 junction A-A side REAR
AP 5853	BMW SERIE 1 (E87)	04-->	51247060622	length 415 stroke 160 force 400 junction A-A side REAR
AP 5854	BMW SERIE 3	06-->	51244394052	length 368 stroke 110 force 320 junction A-A side REAR
AP 5855	CHEVROLET MATIZ	05-->	96601844	length 405 stroke 160 force 315 junction A-A side REAR
AP 5856	MITSUBISHI COLT 3P	04-->09	MR959247	length 590 stroke 245 force 460 junction A-A side REAR
AP 5857	MITSUBISHI COLT 5P	05-->	MR959243	length 440 stroke 170 force 470 junction A-A side REAR
AP 5858	HYUNDAI GETS	02-->	817701C001	length 483 stroke 190 force 370 junction A-A side REAR








AP 5861	MODEL	YEAR	ORIGINAL CODE	TECHNICAL SPECIFICATION
	FORD FOCUS II	04-->11	1321021	length 485 stroke 198 force 530 junction A-A side REAR
	FORD MONDEO 4P	06-->	1117246	length 300 stroke 103 force 560 junction A-A side REAR
	FORD FIESTA V 3P	02-->	1251915	length 625 stroke 245 force 575 junction A-A side REAR
	FORD MONDEO 5P	06-->	1119688	length 535 stroke 195 force 520 junction A-A side REAR
	FORD FOCUS II SW	04-->11	1349309	length 585 stroke 240 force 420 junction A-A side REAR
	FORD FIESTA V 5P	02-->	1224731	length 600 stroke 200 force 440 junction A-A side REAR
	HONDA ACCORD		04746SEG900	length 348 stroke 108 force 1250 junction A-A side REAR








AP	MODEL	YEAR	ORIGINAL CODE	TECHNICAL SPECIFICATION
AP 5869	 HONDA CIVIC VIII 3 PORTE	06-->	74820SMGE01	length 638 stroke 260 force 450 junction A-A side REAR
AP 5870	 OPEL MERIVA A	03-->10	5132262	length 538 stroke 205 force 520 junction A-A side REAR
AP 5871	 OPEL VECTRA C	02-->08	13241974	length 475 stroke 180 force 625 junction A-A side REAR
AP 5872	 OPEL ASTRA H SW	04-->11	13122695	length 475 stroke 190 force 570 junction A-A side REAR
AP 5873	 OPEL ZAFIRA B	05-->	13128759	length 505 stroke 200 force 610 junction A-A side REAR
AP 5874	 OPEL VECTRA C SW	02-->08	13101335	length 575 stroke 245 force 570 junction A-A side REAR
AP 5875	 OPEL ASTRA H 3P	04-->11	13220159F	length 480 stroke 195 force 340 junction A-A side REAR

AP	MODEL	YEAR	ORIGINAL CODE	TECHNICAL SPECIFICATION
AP 5876	 OPEL ASTRA H 5P	04-->11	24463829	length 422 stroke 160 force 450 junction A-A side REAR
AP 5877	 OPEL CORSA C	01-->06	9114311	length 470 stroke 190 force 370 junction A-A side REAR
AP 5878	 MERCEDES CLASSE A	04-->12	1697400045	length 500 stroke 200 force 430 junction A-A side REAR
AP 5879	 MERCEDES CLASSE C SW	01-->07	2037400045	length 510 stroke 210 force 470 junction A-A side REAR
AP 5881	 PEUGEOT 407 SW	04-->12	8731J6	length 375 stroke 140 force 615 junction A-A side REAR
AP 5883	 PEUGEOT 407	04-->12	8731K4	length 320 stroke 100 force 470 junction A-A side REAR
AP 5885	 CITROEN BERLINGO	97-->	8731 E0	length 700 stroke 253 force 670 junction A-A side REAR








AP	MODEL	YEAR	ORIGINAL CODE	TECHNICAL SPECIFICATION
AP 5887	 CITROEN C 1 PEUGEOT 107 TOYOTA AYGO	05--> 05--> 05-->	68950-0H010 8731L0	lenght 555 stroke 228 force 305 junction A-A side REAR
AP 5888	 CITROEN C 2	03-->	8731H8	lenght 460 stroke 185 force 380 junction A-A side REAR
AP 5889	 CITROEN C 3	05-->	8731K9	lenght 443 stroke 175 force 420 junction A-A side REAR
AP 5890	 SMART FORTWO COUPE I	98-->04	113000013	lenght 305 stroke 119 force 130 junction A-A side REAR
AP 5891	 NISSAN NUOVA MICRA	02-->10	90450AX610	lenght 500 stroke 203 force 360 junction A-A side REAR
AP 5893	 BMW SERIE 3 TOURING	06-->	1247127875	lenght 545 stroke 210 force 450 junction A-A side REAR








AP	MODEL	YEAR	ORIGINAL CODE	TECHNICAL SPECIFICATION
AP 5894	 FIAT NUOVA CROMA	05-->10	51734960	lenght 625 stroke 250 force 440 junction A-A side FRONT
AP 5895	 FIAT IDEA LANCIA MUSA	03--> 04-->	46830389	lenght 470 stroke 185 force 480 junction A-A side REAR
AP 5896	 FIAT PUNTO	03-->	51778432	lenght 435 stroke 175 force 350 junction A-A side REAR
AP 5897	 ALFA ROMEO 159	06-->	60680087	lenght 290 stroke 105 force 380 junction A-A side REAR
AP 5898	 FIAT PANDA TT	06-->	46827091	lenght 503 stroke 209 force 280 junction A-A side REAR
AP 5899	 FIAT SEICENTO	98-->10	64835404	lenght 570 stroke 242 force 210 junction A-A side REAR
AP 5900	 ALFA ROMEO 159 SW	06-->	60683933	lenght 250 stroke 82 force 1100 junction A-A side REAR








AP 5901	MODEL	YEAR	ORIGINAL CODE	TECHNICAL SPECIFICATION
	LANCIA PHEDRA	02-->10	1489342080 51023300	length 632 stroke 240 force 505 junction A-A side REAR
	KIA RIO II DX	02-->	817801G000	length 490 stroke 200 force 380 junction A-A side REAR
	KIA RIO II SX	02-->	817701G000	length 490 stroke 200 force 380 junction A-A side REAR
	RENAULT ESPACE IV	02-->	8200021974	length 725 stroke 203 force 780 junction A-A side REAR
	RENAULT ESPACE IV LUN.APRIBILE	02-->	8200021975	length 725 stroke 203 force 850 junction A-A side REAR
	RENAULT KANGOO I	97-->08	7700303139	length 688 stroke 275 force 630 junction A-A side REAR
	RENAULT LAGUNA II	01-->	8200000902	length 513 stroke 217 force 535 junction A-A side REAR







AP 5910	MODEL	YEAR	ORIGINAL CODE	TECHNICAL SPECIFICATION
	RENAULT LAGUNA II	01-->	8200003020	length 513 stroke 217 force 585 junction A-A side REAR
AP 5911	MODEL	YEAR	ORIGINAL CODE	TECHNICAL SPECIFICATION
	RENAULT GRAND SCENIC SCENIC II	04--> 99-->03	8200377199	length 520 stroke 180 force 625 junction A-A side REAR
AP 5912	MODEL	YEAR	ORIGINAL CODE	TECHNICAL SPECIFICATION
	RENAULT GRAND SCENIC SCENIC II LUN. APR.	99-->03	8200377789	length 520 stroke 180 force 665 junction A-A side REAR
AP 5913	MODEL	YEAR	ORIGINAL CODE	TECHNICAL SPECIFICATION
	RENAULT LAGUNA II GRANDTOUR	00-->07	8200025317	length 535 stroke 225 force 455 junction A-A side REAR
AP 5914	MODEL	YEAR	ORIGINAL CODE	TECHNICAL SPECIFICATION
	RENAULT LAGUNA II GRANDTOUR	01-->	8200000903	length 535 stroke 226 force 510 junction A-A side REAR
AP 5915	MODEL	YEAR	ORIGINAL CODE	TECHNICAL SPECIFICATION
	RENAULT MEGANE II GRANDTOUR	00-->07	8200119498	length 545 stroke 225 force 505 junction A-A side REAR
AP 5917	MODEL	YEAR	ORIGINAL CODE	TECHNICAL SPECIFICATION
	RENAULT ESPACE IV	04-->	8200362400	length 392 stroke 155 force 520 junction A-A side FRONT







AP	MODEL	YEAR	ORIGINAL CODE	TECHNICAL SPECIFICATION
AP 5918	RENAULT CLIO III	08-->	8200299546	length 450 stroke 175 force 385 junction A-A side REAR
AP 5919	RENAULT MEGANE II CLASSIC	02-->10	8200119497	length 345 stroke 130 force 350 junction A-A side REAR
AP 5920	RENAULT MEGANE II	02-->10	8200051750	length 418 stroke 165 force 500 junction A-A side REAR
AP 5921	VOLKSWAGEN FOX	05-->11	5Z6827550B	length 463 stroke 185 force 360 junction A-A side REAR
AP 5922	VOLKSWAGEN GOLF V	03-->08	1K6827550F	length 450 stroke 180 force 535 junction A-A side REAR
AP 5923	VOLKSWAGEN PASSAT VI VARIANT	05-->10	3C9827550A	length 450 stroke 180 force 550 junction A-A side REAR
AP 5924	VOLKSWAGEN POLO IV	01-->08	6Q6827550C	length 500 stroke 195 force 380 junction A-A side REAR








AP 5925	MODEL	YEAR	ORIGINAL CODE	TECHNICAL SPECIFICATION
	VOLKSWAGEN JETTA III	05-->10	1K5827550C	length 300 stroke 73 force 710 junction A-A side REAR
	VOLKSWAGEN PASSAT	05-->10	3C5827550B	length 368 stroke 140 force 390 junction A-A side REAR
	SKODA FABIA	99-->08	6Y0827550C	length 440 stroke 175 force 600 junction A-A side REAR
	SKODA OCTAVIA II WAGON	04-->	1Z9827550	length 490 stroke 195 force 480 junction A-A side REAR
	SKODA OCTAVIA II	04-->	1Z5827550B 1Z5827550C 1Z5827550D 1Z5827550E	length 584 stroke 247 force 440 junction A-A side REAR
	SEAT IBIZA III	02-->08	6L6827550B	length 500 stroke 195 force 470 junction A-A side REAR
	SEAT ALTEA	04-->09	5P0827550A	length 500 stroke 205 force 420 junction A-A side REAR








AP 5933	MODEL	YEAR	ORIGINAL CODE	TECHNICAL SPECIFICATION
	SEAT TOLEDO III	04-->09	5P5827550A	length 868 stroke 372 force 240 junction A-A side REAR
	SEAT LEON II	05-->	1P0827550	length 500 stroke 195 force 340 junction A-A side REAR
	SEAT CORDOBA III	02-->09	6L5827550B	length 285 stroke 95 force 600 junction A-A side REAR
	SEAT ALHAMBRA I ALHAMBRA II VOLKSWAGEN SHARAN	96-->00 00-->10 97-->10	7M0827550G	length 590 stroke 200 force 800 junction A-A side REAR
	CITROEN XSARA PICASSO	05-->	8731L8	length 660 stroke 275 force 370 junction A-A side REAR
	TOYOTA YARIS 2006 DX - RIGHT YARIS 2006 SX - LEFT	06--> 06-->	68950-0D020 68960-0D010	length 435 stroke 170 force 370 junction A-A side REAR
	RENAULT LAGUNA GRANDTOUR	06-->	8200212598	length 540 stroke 220 force 570 junction A-A side REAR








AP	MODEL	YEAR	ORIGINAL CODE	TECHNICAL SPECIFICATION
AP 5940	 NISSAN ALMERA	02-->	90450BM425	length 540 stroke 215 force 340 junction A-A side REAR
AP 5942	 SUZUKI SWIFT III SX	05-->	8180162820000	length 438 stroke 170 force 410 junction A-A side REAR
AP 5943	 SUZUKI SWIFT III DX	05-->	8180162810000	length 438 stroke 170 force 410 junction A-A side REAR
AP 6000	 HYUNDAI H1	08-->	817804A100	length 812 stroke 240 force 670 junction A-St side REAR
AP 6001	 HYUNDAI NEW SANTA FE'	08-->	817702B000	length 452 stroke 178 force 610 junction A-A side REAR
AP 6002	 HYUNDAI H100	08-->	8395043100	length 805 stroke 240 force 700 junction St-St side REAR
AP 6003	 HYUNDAI S.FE'	08-->	8177126011	length 555 stroke 220 force 550 junction A-A side REAR








AP 6004	MODEL	YEAR	ORIGINAL CODE	TECHNICAL SPECIFICATION
	HYUNDAI TUCSON	08-->	817712-E000	length 515 stroke 197 force 585 junction A-A side REAR
	HYUNDAI MATRIX	08-->	8177017031	length 570 stroke 208 force 630 junction A-A side REAR
	HYUNDAI TERRACAN	08-->	81750H1000	length 538 stroke 220 force 465 junction St-St side REAR
	SSANG-YONG REXTON	08-->	7140608101	length 550 stroke 210 force 620 junction A-A side REAR
	PEUGEOT 308 SW 1.4/2.0 Kw 66/128 Lun.Fisso SSANG-YONG KYRON Fuoristrada chiuso 2.0/2.7	12.09--> 08-->	7145009000 8731Q7	length 530 stroke 212 force 620 junction A-A side REAR
	CITROEN C-CROSSER MITSUBISHI OUTLANDER PEUGEOT 4007	07--> 08--> 07-->	5802A007	length 490 stroke 197 force 420 junction A-St side REAR


AP 6010	MODEL	YEAR	ORIGINAL CODE	TECHNICAL SPECIFICATION
	KIA SORENTO	08-->	817713-E020	length 545 stroke 210 force 595 junction A-A side REAR
AP 6011	MODEL	YEAR	ORIGINAL CODE	TECHNICAL SPECIFICATION
	KIA NEW SPORTAGE	08-->	817701F010	length 565 stroke 210 force 550 junction A-A side REAR
AP 6012	MODEL	YEAR	ORIGINAL CODE	TECHNICAL SPECIFICATION
	SUZUKI SPLASH	08-->	81850-51810	length 507 stroke 194 force 420 junction A-St side REAR
AP 6013	MODEL	YEAR	ORIGINAL CODE	TECHNICAL SPECIFICATION
	SUZUKI IGNIS	08-->	81850-86G00	length 548 stroke 232 force 280 junction St-St side REAR
AP 6014	MODEL	YEAR	ORIGINAL CODE	TECHNICAL SPECIFICATION
	FIAT SEDICI SUZUKI SX4	08--> 08-->	71743352 81850-79J00	length 435 stroke 164 force 420 junction A-St side REAR
AP 6015	MODEL	YEAR	ORIGINAL CODE	TECHNICAL SPECIFICATION
	SUZUKI JIMMY	08-->	81800-81812	length 452 stroke 155 force 150 junction S-St side REAR
AP 6016	MODEL	YEAR	ORIGINAL CODE	TECHNICAL SPECIFICATION
	PORSCHE CAYENNE- INFERIORE	08-->	95551255004	length 227 stroke 66 force 790 junction A-A side REAR








AP 6017	MODEL	YEAR	ORIGINAL CODE	TECHNICAL SPECIFICATION
	PORSCHE CAYENNE-SUPERIORE	08-->	95551252800	length 250 stroke 57 force 790 junction A-A metal side REAR
AP 6018	MODEL	YEAR	ORIGINAL CODE	TECHNICAL SPECIFICATION
	SAAB 9-5	08-->	5360839	length 280 stroke 93 force 550 junction A-S side REAR
AP 6019	MODEL	YEAR	ORIGINAL CODE	TECHNICAL SPECIFICATION
	SAAB 9-5 SW	08-->	12768264	length 395 stroke 117 force 1550 junction A-metallo side REAR
AP 6020	MODEL	YEAR	ORIGINAL CODE	TECHNICAL SPECIFICATION
	SAAB 9-3 SW	08-->	12778556	length 395 stroke 100 force 1260 junction A-A side REAR
AP 6021	MODEL	YEAR	ORIGINAL CODE	TECHNICAL SPECIFICATION
	JAGUAR XTIPE WAGON	08-->	CS232825	length 535 stroke 222 force 455 junction A-A side REAR
AP 6022	MODEL	YEAR	ORIGINAL CODE	TECHNICAL SPECIFICATION
	JAGUAR XTIPE	08-->	CS21687	length 297 stroke 107 force 460 junction A-A side REAR
AP 6023	MODEL	YEAR	ORIGINAL CODE	TECHNICAL SPECIFICATION
	AUDI A6 AVANT	08-->	4F9827552E	length 488 stroke 200 force 600 junction A-A side REAR








AP 6024	MODEL	YEAR	ORIGINAL CODE	TECHNICAL SPECIFICATION
	AUDI A5	07-->	8T0827919	length 350 stroke 143 force 150 junction A-A side REAR
	AUDI A8	08-->	4E0827551A	length 405 stroke 160 force 300 junction A-A side REAR
	AUDI A6	08-->	4F5827552	length 297 stroke 79 force 730 junction A-A side REAR
	AUDI Q7	06-->10	4L0827552E	length 500 stroke 197 force 630 junction A-A side REAR
	SKODA FABIA 5P	07-->	5J6828550B	length 492 stroke 217 force 440 junction A-A side REAR
	SKODA ROOMSTER	06-->	5J7827550	length 418 stroke 160 force 600 junction A-A side REAR
	VOLKSWAGEN TIGUAN	07-->	5N0827550A	length 490 stroke 182 force 485 junction A-A side REAR








AP	MODEL	YEAR	ORIGINAL CODE	TECHNICAL SPECIFICATION
AP 6031	 VOLKSWAGEN GOLF V VARIANT	03-->08	1K9827550A	length 525 stroke 210 force 420 junction A-A side REAR
AP 6032	 VOLKSWAGEN TOURAN	05-->10	1T0827550E	length 498 stroke 164 force 780 junction A-A side REAR
AP 6033	 VOLKSWAGEN GOLF V PLUS 2Volumi 1.2/2.0 Kw 55/125 GOLF V PLUS 2Volumi 1.2/2.0 Kw 55/125	05-->09 11.09-->	5M0827550 5M0827550A	length 475 stroke 190 force 550 junction A-A side REAR
AP 6034	 VOLKSWAGEN TOUAREG DESTRO	08-->	7L6827550N	length 313 stroke 71 force 1860 junction A-A metal side REAR
AP 6035	 VOLKSWAGEN TOUAREG SINISTRO	08-->	7L6827550L	length 313 stroke 71 force 1860 junction A-A metal side REAR
AP 6036	 VOLKSWAGEN SHARAN	08-->	7M0827550G	length 590 stroke 210 force 830 junction A-A side REAR
AP 6037	 VOLVO S40	08-->	31218465	length 325 stroke 110 force 325 junction A-A side REAR








AP	MODEL	YEAR	ORIGINAL CODE	TECHNICAL SPECIFICATION
AP 6038	 VOLVO S80 II	08-->	30779837	length 290 stroke 90 force 600 junction A-A side REAR
AP 6039	 VOLVO V50 II	08-->	30799188	length 428 stroke 168 force 425 junction A-A side REAR
AP 6040	 VOLVO XC90 SW 2.5/3.2	08-->	30634580 30649439 31218511	length 468 stroke 192 force 380 junction A-A side REAR
AP 6041	 VOLVO C30	07-->	30657235	length 482 stroke 185 force 360 junction A-A side REAR
AP 6042	 VOLVO V70 XC70	08--> 08-->	30799161	length 318 stroke 95 force 1045 junction S-S side REAR
AP 6044M	 MERCEDES CLASSE M DESTRO	08-->	A1647400245	length 558 stroke 177 force 725 junction A-St side REAR
AP 6045C	 DODGE NITRO	08-->	K55360915AB	length 527 stroke 164 force 720 junction A-A side REAR








AP	MODEL	YEAR	ORIGINAL CODE	TECHNICAL SPECIFICATION
AP 6045M		MERCEDES CLASSE M SINISTRO	08-->	A1647400145 length 558 stroke 177 force 725 junction A-St side REAR
AP 6046		MERCEDES VITO-VIANO SPW FURGONE AUTOBUS VITO-VIANO SPW FURGONE AUTOBUS	08--> 09.03-->	6399800164 A6399800164 length 665 stroke 254 force 755 junction A-A side REAR
AP 6047		CHEVROLET NUBIRA	08-->	96617850 length 490 stroke 192 force 500 junction A-A side REAR
AP 6048		CHEVROLET MATIZ	08-->	96666915 length 405 stroke 161 force 330 junction A-A side REAR
AP 6049		CHEVROLET CAPTIVA	08-->	96624640 length 302 stroke 113 force 75 junction A-A side REAR WIN.
AP 6050		CHEVROLET CAPTIVA-INFERIORE	08-->	96830123 length 495 stroke 185 force 590 junction A-A side REAR
AP 6051		CHEVROLET AVEO KALOS	05--> 05-->	96540939 length 387 stroke 150 force 380 junction A-A side REAR








AP 6052	MODEL	YEAR	ORIGINAL CODE	TECHNICAL SPECIFICATION
	TOYOTA AVENSIS VERSO - DX	08-->	68950-09341	length 445 stroke 180 force 555 junction A-St side REAR
AP 6053	MODEL	YEAR	ORIGINAL CODE	TECHNICAL SPECIFICATION
	TOYOTA AVENSIS VERSO - SX	08-->	68960-09261	length 445 stroke 180 force 555 junction A-St side REAR
AP 6054	MODEL	YEAR	ORIGINAL CODE	TECHNICAL SPECIFICATION
	TOYOTA PRIUS	08-->	68950-0W431	length 492 stroke 201 force 445 junction A-A side REAR
AP 6055	MODEL	YEAR	ORIGINAL CODE	TECHNICAL SPECIFICATION
	TOYOTA AURIS 3P	07-->	68950-02090 68950-02091 68960-02080	length 442 stroke 170 force 455 junction A-A side REAR
AP 6056	MODEL	YEAR	ORIGINAL CODE	TECHNICAL SPECIFICATION
	TOYOTA COROLLA VERSO	08-->	68950-0F012	length 530 stroke 172 force 545 junction A-A side REAR
AP 6057	MODEL	YEAR	ORIGINAL CODE	TECHNICAL SPECIFICATION
	BMW SERIE 5 TOURING-SW	08-->	51247061432	length 583 stroke force junction A-A metal side REAR
AP 6058	MODEL	YEAR	ORIGINAL CODE	TECHNICAL SPECIFICATION
	BMW SERIE 6	04-->	51247008764	length 424 stroke 167 force 340 junction A-A side REAR








AP 6059	MODEL	YEAR	ORIGINAL CODE	TECHNICAL SPECIFICATION
	BMW X3 (E83)	08-->	51243400379	length 620 stroke 210 force 590 junction A-A side REAR
	BMW X5	08-->	51247177283	length 515 stroke 148 force 710 junction A-A side REAR
	FORD FUSION	08-->	1436155	length 550 stroke 210 force 490 junction A-A side REAR
	FORD S MAX	08-->	1481998	length 605 stroke 243 force 655 junction A-A side REAR
	FORD GALAXY	08-->	1434313	length 572 stroke 198 force 990 junction A-A side REAR
	FORD C MAX	03-->	1252806	length 567 stroke 238 force 460 junction A-A side REAR
	FORD KUGA	08-->	1437538	length 485 stroke 194 force 200 junction A-A side REAR








AP 6066	MODEL	YEAR	ORIGINAL CODE	TECHNICAL SPECIFICATION
	FORD KUGA	08-->	1520777	length 655 stroke 274 force 480 junction A-A side REAR WIN.
AP 6067	MODEL	YEAR	ORIGINAL CODE	TECHNICAL SPECIFICATION
	NISSAN QASHQAI	06-->	9045JD01B	length 515 stroke 210 force 365 junction A-A side REAR
AP 6068	MODEL	YEAR	ORIGINAL CODE	TECHNICAL SPECIFICATION
	NISSAN NOTE	08-->	9045-09U00A	length 588 stroke 178 force 425 junction A-A side REAR
AP 6069	MODEL	YEAR	ORIGINAL CODE	TECHNICAL SPECIFICATION
	NISSAN XTRAIL C30-SINISTRO	08-->	K0451EQ30B	length 535 stroke 217 force 410 junction A-A side REAR
AP 6070	MODEL	YEAR	ORIGINAL CODE	TECHNICAL SPECIFICATION
	NISSAN XTRAIL C30-DESTRO	08-->	K0450EQ30B	length 535 stroke 217 force 410 junction A-A side REAR
AP 6071	MODEL	YEAR	ORIGINAL CODE	TECHNICAL SPECIFICATION
	NISSAN VANETTE-SINISTRO	08-->	904519C102	length 770 stroke 330 force 460 junction A-A side REAR
AP 6072	MODEL	YEAR	ORIGINAL CODE	TECHNICAL SPECIFICATION
	NISSAN VANETTE-DESTRO	08-->	904509C102	length 770 stroke 330 force junction A-A side REAR



AP 6073	MODEL	YEAR	ORIGINAL CODE	TECHNICAL SPECIFICATION
	OPEL VECTRA SW	08-->	176537	length 575 stroke 215 force junction A-A side REAR
AP 6074	MODEL	YEAR	ORIGINAL CODE	TECHNICAL SPECIFICATION
	OPEL ANTARA	07-->	96661638	length 585 stroke 195 force 475 junction A-A side REAR
AP 6075	MODEL	YEAR	ORIGINAL CODE	TECHNICAL SPECIFICATION
	OPEL SIGNUM	08-->	176538	length 480 stroke 192 force 700 junction A-A side REAR
AP 6076	MODEL	YEAR	ORIGINAL CODE	TECHNICAL SPECIFICATION
	OPEL VIVARO	08-->	4414419	length 905 stroke 315 force 780 junction A-A side REAR
AP 6077	MODEL	YEAR	ORIGINAL CODE	TECHNICAL SPECIFICATION
	PEUGEOT 4007 SINISTRO	08-->	8731Q1	length 490 stroke 197 force 420 junction A-St side REAR
AP 6078	MODEL	YEAR	ORIGINAL CODE	TECHNICAL SPECIFICATION
	PEUGEOT 4007 DESTRO	08-->	8731Q2	length 490 stroke 197 force 420 junction A-St side REAR
AP 6079	MODEL	YEAR	ORIGINAL CODE	TECHNICAL SPECIFICATION
	PEUGEOT 207	08-->	8731L7	length 505 stroke 211 force 335 junction A-A side REAR







AP 6080	MODEL	YEAR	ORIGINAL CODE	TECHNICAL SPECIFICATION
	PEUGEOT 207 SW	08-->	8731Q0	length 505 stroke 197 force 480 junction A-A side REAR
AP 6081	MODEL	YEAR	ORIGINAL CODE	TECHNICAL SPECIFICATION
	PEUGEOT 308	08-->	8731Q6	length 455 stroke 184 force 440 junction A-A side REAR
AP 6082	MODEL	YEAR	ORIGINAL CODE	TECHNICAL SPECIFICATION
	PEUGEOT 1007	05-->	8731J3	length 562 stroke 220 force 315 junction A-A side REAR
AP 6083	MODEL	YEAR	ORIGINAL CODE	TECHNICAL SPECIFICATION
	PEUGEOT 807	02-->	8731,G6	length 630 stroke 240 force 505 junction A-A side REAR
AP 6084	MODEL	YEAR	ORIGINAL CODE	TECHNICAL SPECIFICATION
	SUBARU JUSTY-DX JUSTY-SX	08--> 08-->	S68950B1031 S68960B1031	length 415 stroke 160 force 380 junction S-S side REAR
AP 6085	MODEL	YEAR	ORIGINAL CODE	TECHNICAL SPECIFICATION
	SUBARU LEGACY-SINISTRO	08-->	S63269AG032	length 578 stroke 230 force 380 junction A-St side REAR
AP 6086	MODEL	YEAR	ORIGINAL CODE	TECHNICAL SPECIFICATION
	SUBARU LEGACY-DESTRO	08-->	S63269AG022	length 578 stroke 230 force 380 junction A-St side REAR








AP 6087	MODEL	YEAR	ORIGINAL CODE	TECHNICAL SPECIFICATION
	SUBARU IMPREZA-SINISTRO	08-->	S63269FG030	length 535 stroke 200 force 380 junction A-St side REAR
AP 6088	MODEL	YEAR	ORIGINAL CODE	TECHNICAL SPECIFICATION
	SUBARU IMPREZA-DESTRO	08-->	S63269FG020	length 535 stroke 200 force 380 junction A-St side REAR
AP 6089	MODEL	YEAR	ORIGINAL CODE	TECHNICAL SPECIFICATION
	SUBARU FORESTER-SINISTRO	08-->	S63269SC010	length 520 stroke 207 force 450 junction A-St side REAR
AP 6090	MODEL	YEAR	ORIGINAL CODE	TECHNICAL SPECIFICATION
	SUBARU FORESTER-DESTRO	08-->	S63269SC000	length 520 stroke 207 force 450 junction A-St side REAR
AP 6092	MODEL	YEAR	ORIGINAL CODE	TECHNICAL SPECIFICATION
	CITROEN C 5 BREAK SUP.	08-->	8731F7	length 318 stroke 103 force 250 junction A-St side REAR
AP 6093	MODEL	YEAR	ORIGINAL CODE	TECHNICAL SPECIFICATION
	CITROEN BERLINGO	08-->	8731R9	length 622 stroke 225 force 625 junction A-A side REAR
AP 6094	MODEL	YEAR	ORIGINAL CODE	TECHNICAL SPECIFICATION
	CITROEN C 5	08-->	8731K1 8731K2	length 494 stroke 200 force 585 junction A-A side REAR

AP	MODEL	YEAR	ORIGINAL CODE	TECHNICAL SPECIFICATION
AP 6095	 CITROEN C 4 3P	08-->	8731K0	length 556 stroke 180 force 500 junction A-A side REAR
AP 6096	 CITROEN C 4 5P	08-->	8731J8	length 545 stroke 165 force 425 junction A-A side REAR
AP 6097	 CITROEN C 4 PICASSO	08-->	8731N9	length 580 stroke 196 force 625 junction A-A side REAR
AP 6098	 FIAT 500	07-->	51785412	length 455 stroke 175 force 350 junction A-A side REAR
AP 6099	 FIAT BRAVO I	07-->	51751743	length 505 stroke 210 force 360 junction A-A side REAR
AP 6100	 FIAT PUNTO - GRANDE PUNTO TT PUNTO EVO	12--> 08-->12	51778432	length 435 stroke 177 force 350 junction A-A side REAR
AP 6101	 RENAULT GRAN MODUS 2 Volumi 1.2/1.6 KW 48/82 MODUS	05.05--> 04-->08	8200219322	length 533 stroke 170 force 515 junction A-A side REAR








AP 6102	MODEL	YEAR	ORIGINAL CODE	TECHNICAL SPECIFICATION
	RENAULT CLIO III SPORT TOUR - Grandtour 1.2/1.6 SW	08-->	8200583852	length 462 stroke 187 force 580 junction A-A side REAR
AP 6103	MODEL	YEAR	ORIGINAL CODE	TECHNICAL SPECIFICATION
	RENAULT GRAND MODUS	04-->08	8200219323	length 533 stroke 220 force 730 junction A-A side REAR
AP 6104	MODEL	YEAR	ORIGINAL CODE	TECHNICAL SPECIFICATION
	RENAULT TWINGO II	08-->	8200385560	length 382 stroke 152 force 455 junction A-A side REAR
AP 6105	MODEL	YEAR	ORIGINAL CODE	TECHNICAL SPECIFICATION
	RENAULT KANGOO II	08-->	8200497806	length 830 stroke 297 force 610 junction A-A side REAR
AP 6106	MODEL	YEAR	ORIGINAL CODE	TECHNICAL SPECIFICATION
	HONDA ACCORD-SW-DESTRO	08-->	74820SV5315	length 555 stroke 210 force 450 junction S-St side REAR
AP 6107	MODEL	YEAR	ORIGINAL CODE	TECHNICAL SPECIFICATION
	HONDA ACCORD-SW-SINISTRO	08-->	74870SV5315	length 555 stroke 210 force 450 junction S-St side REAR
AP 6108	MODEL	YEAR	ORIGINAL CODE	TECHNICAL SPECIFICATION
	HONDA TOURER-DX-SX	08-->	04741SED000 04746SED000	length 340 stroke 103 force 1150 junction S-S side REAR








AP 6110	MODEL	YEAR	ORIGINAL CODE	TECHNICAL SPECIFICATION
	ALFA ROMEO 159 SW	06-->	50508010	length 251 stroke 79 force 1180 junction A-A side REAR
	ALFA ROMEO MITO	08-->	50515442	length 457 stroke 170 force 320 junction A-A side REAR
	FIAT DOBLO MALIBU	04-->	735364074	length 864 stroke 356 force 370 junction A-A side REAR
	FIAT PALIO S.W.	02-->	468839662	length 525 stroke 220 force 570 junction A-A side REAR
	CITROEN NEMO SW FIAT QUBO - FIORINO PEUGEOT BIPPER	09--> 07--> 08-->	1354844080 8731.VO	length 596 stroke 224 force 670 junction A-A side REAR
	LANCIA DELTA III 2 Volumi 1.4/2.0 Kw 85/147	09.08-->	51809199	length 642 stroke 270 force 300 junction A-A side REAR








AP 6120	MODEL	YEAR	ORIGINAL CODE	TECHNICAL SPECIFICATION
	FIAT MULTIPLA	98-->03	46559858	length 213 stroke 75 force 330 junction A-A side FRONT
AP 6122	MODEL	YEAR	ORIGINAL CODE	TECHNICAL SPECIFICATION
	BMW SERIE 5 (E39) TOURING	-->04	51248190688	length 243 stroke 87 force 560 junction A-A side REAR
AP 6124	MODEL	YEAR	ORIGINAL CODE	TECHNICAL SPECIFICATION
	OPEL VECTRA B	95-->02	1180402	length 249 stroke 102 force 850 junction A-A side FRONT
AP 6126	MODEL	YEAR	ORIGINAL CODE	TECHNICAL SPECIFICATION
	VOLVO S60 I	00-->10	8650233	length 270 stroke 105 force 420 junction A-A side REAR
AP 6128	MODEL	YEAR	ORIGINAL CODE	TECHNICAL SPECIFICATION
	AUDI A4 I VOLKSWAGEN BORA IV PASSAT V PASSAT V	94-->00 98-->05 00-->05 96-->05	3B5827550A 3B5827550E	length 278 stroke 119 force 530 junction A-A side REAR
AP 6130	MODEL	YEAR	ORIGINAL CODE	TECHNICAL SPECIFICATION
	AUDI TT	98-->	8N0823359	length 279 stroke 117 force 440 junction A-A side FRONT







AP 6132	MODEL	YEAR	ORIGINAL CODE	TECHNICAL SPECIFICATION
	ALFA ROMEO 166	98-->	60622424	length 280 stroke 127 force 390 junction A-A side REAR
AP 6134	MODEL	YEAR	ORIGINAL CODE	TECHNICAL SPECIFICATION
	BMW X3 (E83)	04-->	51233400352	length 283 stroke 118 force 720 junction A-A side FRONT
AP 6136	MODEL	YEAR	ORIGINAL CODE	TECHNICAL SPECIFICATION
	CHRYSLER VOYAGER III JEEP GRAND CHEROKEE II	01--> 99-->04	55136764AA	length 285 stroke 123 force 370 junction A-A side FRONT
AP 6138	MODEL	YEAR	ORIGINAL CODE	TECHNICAL SPECIFICATION
	SEAT CORDOBA I CORDOBA II VOLKSWAGEN POLO	93-->99 99-->02 95-->01	6K5827550A 6K5827550C	length 287 stroke 99 force 315 junction A-A side REAR
AP 6140	MODEL	YEAR	ORIGINAL CODE	TECHNICAL SPECIFICATION
	VOLVO V60 II	10-->	31278869	length 290 stroke 132 force 380 junction A-A side FRONT
AP 6142	MODEL	YEAR	ORIGINAL CODE	TECHNICAL SPECIFICATION
	BMW X5 (E53)	00-->	51238402551	length 297 stroke 135 force 650 junction A-A side FRONT
AP 6144	MODEL	YEAR	ORIGINAL CODE	TECHNICAL SPECIFICATION
	AUDI A4 3 Volumi 1.6/3.2 A4 III SEAT EXEO 3 Volumi	04-->08 04-->08 03.09-->	8E5827552C 8E5827552J	length 298 stroke 96 force 700 junction A-A side REAR








AP	MODEL	YEAR	ORIGINAL CODE	TECHNICAL SPECIFICATION
AP 6144			8E5827552K	length 298 stroke 96 force 700 junction A-A side REAR
AP 6146	SMART ROADSTER	03-->	0009223V005	length 300 stroke 106 force 240 junction A-A side FRONT
AP 6148	BMW SERIE 5 (E60)	03-->	51237008745	length 315 stroke 130 force 370 junction A-A side FRONT
AP 6150	BMW SERIE 3 (E46)	-->05	51238202688	length 316 stroke 140 force 580 junction A-A side FRONT
AP 6152	LAND ROVER FREELANDER II	06-->	6H5216C826BD	length 320 stroke 160 force 450 junction A-A side FRONT
AP 6154	AUDI A6	10-->	4G8823359A	length 328 stroke 145 force 380 junction A-A side FRONT
AP 6156	BMW SERIE 3(E39)	-->04	51238174866	length 333 stroke 120 force 680 junction A-A side FRONT








AP	MODEL	YEAR	ORIGINAL CODE	TECHNICAL SPECIFICATION
AP 6158	 TOYOTA iQ	08-->	68950-0W560	length 337 stroke 146 force 370 junction A-A side REAR
AP 6160	 BMW MINI (R50)	06-->	51237148864	length 341 stroke 95 force 700 junction A-A side FRONT
AP 6162	 BMW SERIE 3 (E46)	-->05	51248220075	length 350 stroke 126 force 320 junction A-A side REAR
AP 6164	 BMW SERIE 1 (E88) SERIE 3 (E90) VOLVO S80 I	07--> -->05 98-->	41627166758 51244365788 9483297	length 364 stroke 152 force 310 junction A-A side REAR
AP 6166	 BMW SERIE 3 (E36)	-->98	51231960852	length 365 stroke 175 force 320 junction O-O side FRONT
AP 6168	 BMW SERIE 1 (E87 / E88)	04-->	51237118370	length 375 stroke 169 force 350 junction A-A side FRONT
AP 6170	 CHEVROLET SPARK	10-->	95962016	length 383 stroke 173 force 455 junction A-A side REAR








AP	MODEL	YEAR	ORIGINAL CODE	TECHNICAL SPECIFICATION
AP 6172	 VOLKSWAGEN MULTIVAN	03-->	7H0823359C	length 388 stroke 176 force 360 junction A-A side FRONT
AP 6176	 BMW SERIE 3 (E90 / E91 / E92 / E93)	-->05	51237060550 51237129190	length 397 stroke 177 force 320 junction A-A side FRONT
AP 6178	 ALFA ROMEO GT	04-->	60681587	length 400 stroke 182 force 450 junction A-A side REAR
AP 6180	 VOLKSWAGEN TOURAN	05-->10	1T0823359A	length 404 stroke 149 force 460 junction A-A side FRONT
AP 6182	 SKODA OCTAVIA I WAGON	01-->04	1U9827550B	length 405 stroke 180 force 580 junction A-A side REAR
AP 6184	 BMW SERIE 3 (E36)	-->99	51238119558	length 410 stroke 180 force 280 junction O-O side FRONT
AP 6186	 ALFA ROMEO GIULIETTA	10-->	50519970	length 420 stroke 164 force 250 junction A-A side FRONT








AP 6188	MODEL	YEAR	ORIGINAL CODE	TECHNICAL SPECIFICATION
	VOLVO V50 I	04-->07	31276851	length 430 stroke 190 force 470 junction A-A side REAR
AP 6190	MODEL	YEAR	ORIGINAL CODE	TECHNICAL SPECIFICATION
	TOYOTA YARIS II YARIS III	05-->11 11-->	68950-0W660	length 430 stroke 187 force 370 junction A-A side REAR
AP 6200	MODEL	YEAR	ORIGINAL CODE	TECHNICAL SPECIFICATION
	OPEL ANTARA	07-->	96661404	length 430 stroke 195 force 340 junction A-A side FRONT
AP 6202	MODEL	YEAR	ORIGINAL CODE	TECHNICAL SPECIFICATION
	ALFA ROMEO 147	00-->	50500057	length 437 stroke 198 force 437 junction A-A side REAR
AP 6204	MODEL	YEAR	ORIGINAL CODE	TECHNICAL SPECIFICATION
	ALFA ROMEO 166	-->03	60658924	length 438 stroke 200 force 460 junction A-A side FRONT
AP 6206	MODEL	YEAR	ORIGINAL CODE	TECHNICAL SPECIFICATION
	VOLKSWAGEN GOLF VI	08-->	5K6827550B	length 440 stroke 195 force 550 junction A-A side REAR
AP 6208	MODEL	YEAR	ORIGINAL CODE	TECHNICAL SPECIFICATION
	MERCEDES CLASSE CLK	97-->02	2088800029	length 445 stroke 193 force 490 junction A-A side FRONT







AP	MODEL	YEAR	ORIGINAL CODE	TECHNICAL SPECIFICATION
AP 6210	 SMART FORTWO CABRIO Kw 33/75 FORTWO COUPE Kw 37/75 Anche Electric FORTWO COUPE II	01.07--> 01.07--> 04-->07	4519880004	lenght 445 stroke 176 force 90 junction A-A side REAR
AP 6212	 TOYOTA URBAN CRUISER	09-->	68906-52010	lenght 447 stroke 192 force 420 junction A-A side REAR
AP 6214	 MERCEDES CLASSE E (W210)	95-->02	2108800229 2108800429	lenght 450 stroke 200 force 540 junction A-A side FRONT
AP 6216	 PEUGEOT 3008 3008 SPW 1.6/2.0 Kw 82/120 VOLKSWAGEN SCIROCCO III	09--> 09.11--> 08-->	1K8827550A 8731T4 9683207080	lenght 455 stroke 195 force 350 junction A-A side REAR
AP 6218	 FORD GALAXY I GALAXY II SEAT ALHAMBRA I ALHAMBRA II VOLKSWAGEN SHARAN	95-->00 00-->05 96-->00 00-->10 97-->10	7M3823359A	lenght 460 stroke 211 force 380 junction A-A side FRONT
AP 6222	 TOYOTA COROLLA 5P	02-->06	68960-02030	lenght 467 stroke 191 force 440 junction A-A side REAR








AP 6224	MODEL	YEAR	ORIGINAL CODE	TECHNICAL SPECIFICATION
	NISSAN PRIMERA	02-->	90452AV700	length 470 stroke 215 force 560 junction A-A side REAR
	CHEVROLET LANOS	97-->	963061579	length 477 stroke 215 force 400 junction A-A side REAR
	OPEL ASTRA H GTC	07-->09	13220159	length 480 stroke 195 force 340 junction A-A side REAR
	OPEL MERIVA B	10-->	13338367	length 480 stroke 200 force 700 junction A-A side REAR
	OPEL ASTRA J GTC	09-->	93867088	length 485 stroke 192 force 650 junction A-A side REAR
	FORD FOCUS III	11-->	BM51A406A10AE	length 485 stroke 226 force 530 junction A-A side REAR
	TOYOTA PRIUS II	03-->09	68960-0W240	length 490 stroke 223 force 480 junction A-A side REAR







AP 6238	MODEL	YEAR	ORIGINAL CODE	TECHNICAL SPECIFICATION
	BMW MINI (R56)	06-->	51247148902	length 495 stroke 220 force 370 junction A-A side FRONT
AP 6240	MODEL	YEAR	ORIGINAL CODE	TECHNICAL SPECIFICATION
	SMART ROADSTER	03-->	0009235V006	length 497 stroke 209 force 200 junction A-A side REAR
AP 6242	MODEL	YEAR	ORIGINAL CODE	TECHNICAL SPECIFICATION
	ALFA ROMEO GIULIETTA	10-->	50509830	length 500 stroke 230 force 430 junction A-A side REAR
AP 6244	MODEL	YEAR	ORIGINAL CODE	TECHNICAL SPECIFICATION
	CHEVROLET MATIZ	-->05	96563503	length 500 stroke 200 force 280 junction A-A side REAR
AP 6246	MODEL	YEAR	ORIGINAL CODE	TECHNICAL SPECIFICATION
	AUDI A3 I VOLKSWAGEN BORA IV GOLF IV	98-->05 98-->05 97-->04	1J0823359C	length 500 stroke 230 force 350 junction A-A side FRONT
AP 6248	MODEL	YEAR	ORIGINAL CODE	TECHNICAL SPECIFICATION
	SEAT LEON I	99-->05	1M6827550A	length 500 stroke 205 force 450 junction A-A side REAR
AP 6250	MODEL	YEAR	ORIGINAL CODE	TECHNICAL SPECIFICATION
	SEAT ALTEA TOYOTA PRIUS III	09--> 09-->	5P9827550 68960-0Q010	length 500 stroke 230 force 430 junction A-A side REAR








AP 6252	MODEL	YEAR	ORIGINAL CODE	TECHNICAL SPECIFICATION
	SEAT AROSA VOLKSWAGEN LUPO	97-->05 97-->05	6X0827550A	length 500 stroke 230 force 350 junction A-A side REAR
AP 6254	MODEL	YEAR	ORIGINAL CODE	TECHNICAL SPECIFICATION
	AUDI A3	-->03	8D9827552F 8D9827552H	length 500 stroke 230 force 490 junction A-A side REAR
AP 6256	MODEL	YEAR	ORIGINAL CODE	TECHNICAL SPECIFICATION
	AUDI A3 I VOLKSWAGEN BORA IV GOLF IV	96-->03 98-->05 97-->03	8L0823359	length 500 stroke 230 force 350 junction A-A side FRONT
AP 6258	MODEL	YEAR	ORIGINAL CODE	TECHNICAL SPECIFICATION
	AUDI Q5	08-->	8R0827552	length 500 stroke 222 force 600 junction A-A side REAR
AP 6262	MODEL	YEAR	ORIGINAL CODE	TECHNICAL SPECIFICATION
	JEEP GRAND CHEROKEE II-III 3.0/6.1 Kw 155/313	05-->10	55394322AA 55394323AA 68025358AA 68025359AA	length 505 stroke 205 force 600 junction A-A side REAR
AP 6264	MODEL	YEAR	ORIGINAL CODE	TECHNICAL SPECIFICATION
	AUDI A4	08-->	8K9827552B	length 505 stroke 220 force 550 junction A-A side REAR
AP 6268	MODEL	YEAR	ORIGINAL CODE	TECHNICAL SPECIFICATION
	OPEL AGILA B	08-->	4705685	length 507 stroke 230 force 420 junction A-A side REAR








AP 6270	MODEL	YEAR	ORIGINAL CODE	TECHNICAL SPECIFICATION
	FIAT BRAVO II	07-->	51812267	length 507 stroke 238 force 380 junction A-A side REAR
	CITROEN C5	01-->	792514	length 508 stroke 234 force 120 junction A-A side FRONT
	VOLVO XC 90	02-->	30649736	length 510 stroke 220 force 320 junction A-A side FRONT
	MAZDA 6	02-->	G21B62620B	length 510 stroke 210 force 490 junction A-A side REAR
	AUDI A2 MAZDA 2	00--> 07-->09	8Z0827552B D65162620	length 513 stroke 229 force 370 junction A-A side REAR
	AUDI A1	10-->	8X3827552	length 515 stroke 230 force 600 junction A-A side REAR
	BMW SERIE 3 (E36) TOURING	-->98	51248171158	length 517 stroke 218 force 400 junction A-A side REAR








AP 6284	MODEL	YEAR	ORIGINAL CODE	TECHNICAL SPECIFICATION
	RENAULT GRAND SCENIC LUN. APRIBILE	04-->	8200119500	length 520 stroke 195 force 640 junction A-A side REAR
	RENAULT SCENIC II	07-->	8200616559	length 520 stroke 200 force 590 junction A-A side REAR
	RENAULT GRAND MODUS	08-->	8200665709	length 520 stroke 195 force 640 junction A-A side REAR
	DACIA LOGAN SW SANDERO RENAULT LOGAN SW SANDERO	08--> 08--> 08--> 08-->	8200735264	length 520 stroke 240 force 330 junction A-A side REAR
	SKODA YETI	09-->	5L6827550	length 525 stroke 250 force 490 junction A-A side REAR
	SKODA FELICIA	95-->00	6U0827551B	length 525 stroke 238 force 450 junction A-A side REAR








AP	MODEL	YEAR	ORIGINAL CODE	TECHNICAL SPECIFICATION
AP 6298	 BMW X5 (E53)	00-->	51248402405	length 530 stroke 194 force 550 junction A-A side REAR
AP 6300	 SMART FORFOUR	04-->	4547400145	length 532 stroke 169 force 360 junction A-A side REAR
AP 6302	 LAND ROVER FREELANDER II	06-->	6H52406A10AF	length 536 stroke 247 force 510 junction A-A side REAR
AP 6306	 PEUGEOT 308 SW	08-->	9683422180	length 539 stroke 217 force 700 junction A-A side REAR
AP 6308	 MAZDA 3	03-->09	BP4K63620D	length 540 stroke 242 force 390 junction S-S side REAR
AP 6310	 OPEL ASTRA H	03-->10	24465295	length 542 stroke 247 force 31 junction A-A side FRONT
AP 6312	 FORD FIESTA VI	08-->	8A61A406A10AB	length 542 stroke 242 force 370 junction A-A side REAR








AP 6314	MODEL	YEAR	ORIGINAL CODE	TECHNICAL SPECIFICATION
	CITROEN AX	-->96	95631956	length 545 stroke 250 force 300 junction A-A side REAR
	BMW SERIE 3 (E46) SERIE 3 (E90 / E91)TOURING MERCEDES CLASSE B CLASSE B	-->05 05--> 04-->08 11-->	1699800964 1699801064 51247127875 51248232873	length 545 stroke 250 force 470 junction A-A side REAR
	CITROEN C3 PICASSO	08-->	9681486580	length 548 stroke 219 force 420 junction A-A side REAR
	MERCEDES CLASSE ML (W164)	05-->12	1647400245	length 555 stroke 192 force 730 junction A-A side REAR
	LANCIA YPSILON	11-->	518336250	length 561 stroke 261 force 280 junction A-A side REAR
	SEAT IBIZA IV IBIZA V 2 Vol.1.2/2 SPORT COUPE 44/110	08-->06.10 03.08-->	6J4827550B	length 561 stroke 255 force 290 junction A-A side REAR








AP 6326	MODEL	YEAR	ORIGINAL CODE	TECHNICAL SPECIFICATION
	OPEL CORSA B	93-->00	132725	length 563 stroke 247 force 380 junction A-A side REAR
	VOLVO V60 II	-->10	31217910	length 565 stroke 260 force 440 junction A-A side REAR
	MAZDA 2	02-->07	3M71A406A10AD	length 565 stroke 240 force 480 junction A-A side REAR
	OPEL ASTRA G	98-->04	132739	length 570 stroke 253 force 520 junction A-A side REAR
	FORD GALAXY II	06-->	6M21U406A10AD	length 574 stroke 219 force 1000 junction A-A side REAR
	SEAT LEON I TOLEDO II	99-->05 98-->04	1M0823359A	length 578 stroke 265 force 330 junction A-A side FRONT
	CITROEN C4 GRAND PICASSO	06-->	9654438680	length 580 stroke 215 force 630 junction A-A side REAR








AP 6344	MODEL	YEAR	ORIGINAL CODE	TECHNICAL SPECIFICATION
	FORD GALAXY I	95-->05	1094814	length 587 stroke 227 force 830 junction A-A side REAR
AP 6346	MODEL	YEAR	ORIGINAL CODE	TECHNICAL SPECIFICATION
	OPEL ASTRA J 5P	10-->	13258179	length 587 stroke 234 force 400 junction A-A side REAR
AP 6348	MODEL	YEAR	ORIGINAL CODE	TECHNICAL SPECIFICATION
	PEUGEOT 5008	08-->	9683738180	length 590 stroke 250 force 530 junction A-A side REAR
AP 6350	MODEL	YEAR	ORIGINAL CODE	TECHNICAL SPECIFICATION
	VOLKSWAGEN NEW BEETLE	97-->10	1C0827550A	length 600 stroke 250 force 300 junction A-A side REAR
AP 6352	MODEL	YEAR	ORIGINAL CODE	TECHNICAL SPECIFICATION
	CITROEN XSARA	00-->	792513	length 600 stroke 280 force 440 junction A-A side FRONT
AP 6354	MODEL	YEAR	ORIGINAL CODE	TECHNICAL SPECIFICATION
	CITROEN XSARA BREAK	03-->	9637509380	length 600 stroke 280 force 440 junction A-A side FRONT
AP 6356	MODEL	YEAR	ORIGINAL CODE	TECHNICAL SPECIFICATION
	VOLVO V40	95-->04	30803472	length 602 stroke 300 force 320 junction A-A side REAR








AP	MODEL	YEAR	ORIGINAL CODE	TECHNICAL SPECIFICATION
AP 6360	 OPEL CORSA D 3P/5P	06-->	13182537	length 608 stroke 280 force 250 junction A-A side REAR
AP 6362	 CITROEN EVASION	95-->	8731A3 8731C1	length 610 stroke 237 force 570 junction A-A side REAR
AP 6364	 CITROEN XSARA	04-->	8731E3	length 624 stroke 268 force 360 junction A-A side REAR
AP 6366	 BMW SERIE 3 (E30) TOURING	-->94	51241947096	length 635 stroke 287 force 290 junction A-A side REAR
AP 6368	 MERCEDES CLASSE ML (W163)	97-->05	1637400345	length 635 stroke 280 force 595 junction A-A side REAR
AP 6370	 LAND ROVER RANGE ROVER SPORT	05-->09	5H32406A10BB	length 640 stroke 245 force 760 junction A-A side REAR
AP 6372	 OPEL SIGNUM VECTRA C	03-->08 03-->08	24454473	length 647 stroke 300 force 250 junction A-A side FRONT








AP 6372B	MODEL	YEAR	ORIGINAL CODE	TECHNICAL SPECIFICATION
	NISSAN JUKE	10-->	904501KA1A	length 647 stroke 300 force 250 junction A-A side REAR
AP 6376	MODEL	YEAR	ORIGINAL CODE	TECHNICAL SPECIFICATION
	CITROEN XSARA BREAK	03-->	9626677480	length 657 stroke 292 force 410 junction A-A side REAR
AP 6380	MODEL	YEAR	ORIGINAL CODE	TECHNICAL SPECIFICATION
	CITROEN XSARA PICASSO	99-->	8731F1	length 672 stroke 304 force 390 junction A-A side REAR
AP 6382	MODEL	YEAR	ORIGINAL CODE	TECHNICAL SPECIFICATION
	MERCEDES CLASSE E (W211)	02-->	2118800029	length 675 stroke 295 force 270 junction A-A side FRONT
AP 6384	MODEL	YEAR	ORIGINAL CODE	TECHNICAL SPECIFICATION
	VOLKSWAGEN NEW BEETLE	97-->10	1C0827359D	length 677 stroke 269 force 270 junction A-A side FRONT
AP 6386	MODEL	YEAR	ORIGINAL CODE	TECHNICAL SPECIFICATION
	OPEL INSIGNIA	08-->	13252173	length 700 stroke 317 force 210 junction A-A side FRONT
AP 6388	MODEL	YEAR	ORIGINAL CODE	TECHNICAL SPECIFICATION
	AUDI A3 A4 A4 II	07--> -->04 00-->04	8E0823359A 8P0823359B	length 713 stroke 335 force 330 junction A-A side FRONT

AP 6388	MODEL	YEAR	ORIGINAL CODE	TECHNICAL SPECIFICATION
	A4 III	04-->08		length 713 stroke 335 force 330 junction A-A side FRONT
AP 6390	MODEL	YEAR	ORIGINAL CODE	TECHNICAL SPECIFICATION
	AUDI A6 VOLKSWAGEN PASSAT V	-->05 96-->05	3B0823359B 4B0823359C	length 722 stroke 340 force 300 junction A-A side FRONT
AP 6392	MODEL	YEAR	ORIGINAL CODE	TECHNICAL SPECIFICATION
	AUDI A6	08-->	4F0823359A	length 722 stroke 330 force 180 junction A-A side FRONT
AP 6394	MODEL	YEAR	ORIGINAL CODE	TECHNICAL SPECIFICATION
	AUDI A4	-->00	8D0823359A	length 722 stroke 340 force 310 junction O-O side FRONT
AP 6396	MODEL	YEAR	ORIGINAL CODE	TECHNICAL SPECIFICATION
	AUDI A3	03-->	8P0823359	length 722 stroke 340 force 300 junction A-A side FRONT
AP 6402	MODEL	YEAR	ORIGINAL CODE	TECHNICAL SPECIFICATION
	VOLKSWAGEN GOLF V JETTA V	03-->08 03-->08	1K0823359A	length 730 stroke 340 force 250 junction A-A side FRONT
AP 6404	MODEL	YEAR	ORIGINAL CODE	TECHNICAL SPECIFICATION
	VOLKSWAGEN PASSAT V	05-->10	3C0823359A	length 730 stroke 340 force 380 junction A-A side FRONT








AP 6406	MODEL	YEAR	ORIGINAL CODE	TECHNICAL SPECIFICATION
	VOLVO C30 C70 II CABRIO S40 II V50 II	07--> 06--> 04--> 04-->12	9483570 9483571 9483572 9483573	length 730 stroke 311 force 140 junction A-A side FRONT
AP 6408	MODEL	YEAR	ORIGINAL CODE	TECHNICAL SPECIFICATION
	VOLKSWAGEN TRANSPORTER	03-->	7H0827550	length 755 stroke 235 force 970 junction A-A side REAR
AP 6410	MODEL	YEAR	ORIGINAL CODE	TECHNICAL SPECIFICATION
	VOLKSWAGEN MULTIVAN	03-->	7H0827550B	length 755 stroke 235 force 1080 junction A-A side REAR
AP 6412	MODEL	YEAR	ORIGINAL CODE	TECHNICAL SPECIFICATION
	AUDI A4 - A5	07-->	8T0823359	length 760 stroke 360 force 340 junction A-A side FRONT
AP 6414	MODEL	YEAR	ORIGINAL CODE	TECHNICAL SPECIFICATION
	FIAT DOBLO'	09-->	46826216	length 795 stroke 330 force 720 junction A-A side REAR
AP 6416	MODEL	YEAR	ORIGINAL CODE	TECHNICAL SPECIFICATION
	OPEL TIGRA	94-->01	132726	length 827 stroke 345 force 360 junction A-A side REAR
AP 6418	MODEL	YEAR	ORIGINAL CODE	TECHNICAL SPECIFICATION
	AUDI A1 Q5	10--> 08-->	8R0823359A 8X0823359	length 298 stroke 127 force 420 junction A-A side FRONT







AP 6420	MODEL	YEAR	ORIGINAL CODE	TECHNICAL SPECIFICATION
	RENAULT GRAND SCENIC LUN. APRIBILE	03-->09	8200130187	length 365 stroke 145 force 100 junction A-A side REAR
	RENAULT ESPACE IV	02-->04	8200091749	length 395 stroke 150 force 230 junction A-A side FRONT
	ALFA ROMEO 166	03-->	60680856	length 420 stroke 180 force 400 junction A-A side FRONT
	LAND ROVER RANGE ROVER SPORT	05-->	8H2216E610AA	length 395 stroke 174 force 260 junction A-A side FRONT
	CITROEN DS3	10-->	8731V4	length 420 stroke 180 force 340 junction A-A side REAR
	AUDI Q3	11-->	8U0827552A	length 500 stroke 222 force 560 junction A-A side REAR
	FORD FOCUS III SW	11-->	BM51N406A10AC	length 500 stroke 205 force 520 junction A-A side REAR








AP	MODEL	YEAR	ORIGINAL CODE	TECHNICAL SPECIFICATION
AP 6433	 FIAT 500 L 2 Volumi 0.9/1.6 Kw 62/120	09.12-->	51883050 51953757	length 554 stroke 170 force 680 junction A-A side REAR
AP 6434	 DODGE JOURNEY SPW 2.0/3.6 Kw 100/206 FIAT FREEMONT SPW 2.0/3.6 Kw 100/206	06.08--> 08.11-->	5178293AC	length 499 stroke 194 force 550 junction A-A side REAR
AP 6435	 FIAT PANDA TT - 4x4 TT - LPG TT	02.12-->	518416340	length 406 stroke 143 force 420 junction A-A side REAR
AP 6436	 FIAT 500 C CABRIO TT - 1,4 Abarth	09.09-->	51859965	length 288,5 stroke 80 force 370 junction A-A side REAR
AP 6438	 AUDI A3 MOT. 8V1 TT	04.12-->	8V3827552	length 543,5 stroke 216,5 force 460 junction A-A side REAR
AP 6439	 BMW SERIE 1 1997/2001 i	03.13-->	51247239871	length 466,5 stroke 172 force 466 junction A-A side REAR
AP 6440	 BMW SERIE 3 1598 - 1.6 i	10.12-->	51247259763	length 377 stroke 143 force 120 junction A-A side REAR








AP	MODEL	YEAR	ORIGINAL CODE	TECHNICAL SPECIFICATION
AP 6441	 CITROEN C3 II 1.4 73 HP TT	11.09-->	8731.T9 9683733980	length 444,5 stroke 159 force 420 junction A-A side REAR
AP 6442	 FIAT 500 L TT	09.12-->	51923979	length 369 stroke 107 force 210 junction A-A side FRONT
AP 6443	 RENAULT CAPTUR TT	06.13-->	844301324R	length 476 stroke 180 force 620 junction A-A side REAR
AP 6444	 VOLKSWAGEN PASSAT Tre volumi KW da 77 a 220	08.10-->	3AE827550A	length 374 stroke 145 force 420 junction A-A side REAR
AP 6445	 VOLKSWAGEN PASSAT Alltrac-Variant SW KW da 77 a 220	11.12-->	3AF827550B	length 453 stroke 173 force 580 junction A-A side REAR
AP 6446	 VOLKSWAGEN POLO 3 Volumi Coda Spiovente KW 44/162	05.11-->05	6R6827550A	length 526 stroke 204 force 325 junction A-A side REAR
AP 6448	 VOLKSWAGEN TOUAREG 3.0 Fuoristrada chiuso Kw 150/265	01.10-->	7P6823359 7P6827550	length 594 stroke 190 force 605 junction A-A side REAR




AP	MODEL	YEAR	ORIGINAL CODE	TECHNICAL SPECIFICATION
AP 6449	VOLKSWAGEN TOURAN MPV SW Kw 66/130	05.10-->	1T0827550H 1T0827550H	length 489 stroke 140 force 910 junction A-A side REAR
AP 6450	SEAT LEON 2 Volumi 1.2/2.0 Kw 77/206	09.12-->	5F4827550A	length 494 stroke 183,5 force 410 junction A-A side REAR
AP 6451	RENAULT CLIO Grandtour SW 1.2/1.5 Kw 54/88	01.13-->	844307620R	length 435 stroke 165 force 750 junction A-A side REAR
AP 6452	OPEL ZAFIRA SW 1.6 2.2 KW 71/147	11.03-->	132742	length 542 stroke 193 force 590 junction A-A side REAR
AP 6453	RENAULT ALTO 2 Volumi 1.0 Kw 50 SUZUKI ALTO 2 Volumi 1.0 Kw 50	01.09--> 01.09-->	6020014070 81850M68K00	length 375 stroke 144 force 340 junction A-A side REAR
AP 6454	RENAULT SCENIC III SPW 1.2/2.0 Kw 63/118	02.09-->	7000510523BO 904500004R	length 528 stroke 200 force 600 junction A-A side REAR
AP 6455	TOYOTA AURIS 2 Volumi 1.4 2.0 Kw 66/97	10.12-->	68950-02120 68950-02130	length 379 stroke 128 force 520 junction A-A side REAR








AP	MODEL	YEAR	ORIGINAL CODE	TECHNICAL SPECIFICATION
AP 6456	 TOYOTA AVENSIS SW 1.6 2.0 2.2 Kw 91/130	02.09-->	6895005080 6895005081	length 441 stroke 166 force 530 junction A-A side REAR
AP 6457	 PEUGEOT 308 SW 1.4/2.0 Kw 66/128 Lun.Apribile	12.09-->	7000510263EO 8731Q8	length 538,5 stroke 196 force 750 junction A-A side REAR
AP 6458	 PEUGEOT 508 SW 1.6/2.2 Kw 82/150	11.10-->	8731W3	length 550 stroke 173 force 715 junction A-A side REAR
AP 6459	 PEUGEOT 208 2 Volumi 1.0/1.6 Kw 50/147	03.12-->	1609616580 9673083680 9676494780	length 466,5 stroke 172 force 435 junction A-A side REAR
AP 6460	 VOLVO S60 II T3 3 Volumi 2.0 3.0 Kw 84/258	04.10-->	31333127 31333202	length 547 stroke 215 force 260 junction A-A side REAR
AP 6461	 VOLVO V 40 2 Volumi D2/T5 Kw 84/187	03.12-->	31278560 31395607	length 573 stroke 230 force 330 junction A-A side REAR
AP 6462	 VOLVO V60 T3 SW 1.6/3.0 Kw 84/242 Anche 4WD	09.10-->	31217910 31297080	length 561,5 stroke 188 force 475 junction A-A side REAR








AP 6463	MODEL	YEAR	ORIGINAL CODE	TECHNICAL SPECIFICATION
	VOLVO V70 III SW 1.6/3.2 Kw 80/224 Anche 4WD Ma.	08.07-->	30674836	length 308 stroke 88 force 1190 junction A-A side REAR
AP 6464	MODEL	YEAR	ORIGINAL CODE	TECHNICAL SPECIFICATION
	NISSAN X TRAIL Fuoristrada Chiuso 1.6/2.5 Kw 96/127	12.13-->	90450JG400 90451JG400 90451JG40A	length 580 stroke 200 force 560 junction A-A side REAR
AP 6465	MODEL	YEAR	ORIGINAL CODE	TECHNICAL SPECIFICATION
	NISSAN QASHQAI Fuorist.Chiuso 1.5/1.6 Kw 81/96	02.14-->	904504EA1A	length 530 stroke 218 force 425 junction A-A side REAR
AP 6466	MODEL	YEAR	ORIGINAL CODE	TECHNICAL SPECIFICATION
	NISSAN MICRA IV 2 Volumi 1.2 KW 72	05.10-->	904501HB0A 904511HB0A	length 501 stroke 191 force 380 junction A-A side REAR
AP 6467	MODEL	YEAR	ORIGINAL CODE	TECHNICAL SPECIFICATION
	NISSAN NOTE 2 Volumi 1.2/1.5 Kw 66/72 NOTE SPW 1.4/1.6 Kw 50/81	06.13--> 03.06-->	904509U00A	length 582,5 stroke 161 force 425 junction A-A side REAR
AP 6468	MODEL	YEAR	ORIGINAL CODE	TECHNICAL SPECIFICATION
	CITROEN C4 AIRCROSS 1.6/1./ Kw 84/110 MITSUBISHI ASX Fuoristrada chiuso 1.6/2.2 Kw 85/110 PEUGEOT 4008 1.6/1.8 Kw 84/110	04.12--> 02.10--> 05.12-->	1607549480	length 480 stroke 178 force 486 junction A-A side REAR








AP	MODEL	YEAR	ORIGINAL CODE	TECHNICAL SPECIFICATION
AP 6469	 OPEL CORSA D 3P 1.0/1.7 Kw 48/155	07.06-->	176414	length 602,5 stroke 241,5 force 240 junction A-A side REAR INC
AP 6470	 OPEL CORSA D 5P 1.0/1.7 Kw 48/155	07.06-->	13182309	length 609,5 stroke 251,5 force 245 junction A-A side REAR INC
AP 6471	 MINI Roadster Cooper Cabrio Kw 90/155	02.12-->	51242759034	length 331 stroke 109 force 500 junction A-A side REAR
AP 6472	 MINI Countryman Cooper / One Kw 66/160	06.10-->	51249801386	length 493 stroke 168 force 460 junction A-A side REAR
AP 6473	 MINI Cooper-J.Cooper-One Kw 55/160	03.09-->	51247148902	length 495 stroke 190 force 370 junction A-A side REAR
AP 6474	 MINI Clubman-J.Cooper-One Kw 66/155	03.10-->	51247167442 7167442	length 387 stroke 142 force 160 junction A-A side REAR
AP 6475	 MERCEDES Classe M ML 350 Fuoristrada Kw 150/410	06.11-->	A1669801964 A1669802064	length 628 stroke 256 force 600 junction A-A side REAR







AP 6476	MODEL	YEAR	ORIGINAL CODE	TECHNICAL SPECIFICATION
	MERCEDES Vaneo SPW 1.6/1.9 Kw 55/92	02.02-->07	A4149800064	length 695 stroke 231 force 640 junction A-A side REAR
AP 6477	MODEL	YEAR	ORIGINAL CODE	TECHNICAL SPECIFICATION
	MAZDA 6 SW 2.0/2.5 Kw 92/136	02.08-->	GS2A62620D GS2A63620B GS2A63620C GS2A63620D	length 518 stroke 189 force 610 junction A-A side REAR
AP 6478	MODEL	YEAR	ORIGINAL CODE	TECHNICAL SPECIFICATION
	MERCEDES CLASSE A 160/250 Kw 66/265 2Volumi	06.12-->	A1769800164 A1769800264 A1769800364	length 527 stroke 212 force 390 junction A-A side REAR
AP 6479	MODEL	YEAR	ORIGINAL CODE	TECHNICAL SPECIFICATION
	MAZDA 2 2 Volumi 1.3/1.6 Kw 50/76	10.07-->	D65162620 D65163620	length 513 stroke 165 force 335 junction A-A side REAR
AP 6480	MODEL	YEAR	ORIGINAL CODE	TECHNICAL SPECIFICATION
	MAZDA 3 2 Volumi 1.6/2.2 Kw 80/136	06.09-->	BBM456930A BBM56930A BBN962620A BBN963620A	length 281 stroke 85 force 395 junction A-A side REAR
AP 6481	MODEL	YEAR	ORIGINAL CODE	TECHNICAL SPECIFICATION
	MAZDA 3 3 Volumi 1.6/2.2 Kw 80/136	06.09-->	BN8W56930 BN8W56930A BN8W56930B	length 252 stroke 85 force 425 junction A-A side REAR
AP 6482	MODEL	YEAR	ORIGINAL CODE	TECHNICAL SPECIFICATION
	LAND ROVER RANGE ROVER EVOQUE F.C. 2.2 Kw 110-140	06.11-->	BJ32406A10AB LR025379	length 630 stroke 186 force 480 junction A-A side REAR







AP 6483	MODEL	YEAR	ORIGINAL CODE	TECHNICAL SPECIFICATION
	LAND ROVER RANGE ROVER IV 3.0/5.0 F.C. Kw 155-375	10.13-->	CPLA406A10AA	lenght 581 stroke 130,5 force 620 junction A-A side REAR
AP 6484	MODEL	YEAR	ORIGINAL CODE	TECHNICAL SPECIFICATION
	LAND ROVER SPORT Sino Telaio 6A940841 FC Kw 140/375	02.05-->	6H32406A10AB 6H32406A10AC 6H32406A10BB 6H32406A10BC BHE790060 BHE790070 BHE79054 LR027543 LR029320	lenght 640 stroke 208,5 force 755 junction A-A side REAR
AP 6485	MODEL	YEAR	ORIGINAL CODE	TECHNICAL SPECIFICATION
	LAND ROVER SPORT Da Telaio 6A940842 FC Kw 140/375	02.05-->	6H32406A10BB BHE790043 BHE790050 BHE790053 BHE790060 BHE790070 BHE79054 CH32406A10AB	lenght 654,5 stroke 195 force 770 junction A-A side REAR
AP 6486	MODEL	YEAR	ORIGINAL CODE	TECHNICAL SPECIFICATION
	LAND ROVER RANGE ROVER III FC 3.0/5.0 Kw 130/375	05.05-->08	BHE760020 XH42406A10AA	lenght 516 stroke 107 force 580 junction A-A side REAR
AP 6487	MODEL	YEAR	ORIGINAL CODE	TECHNICAL SPECIFICATION
	LAND ROVER DISCOVERY IV FC 3.0/5.0 Kw 155/276	09.09-->	8H22406A10BA	lenght 482 stroke 180 force 480 junction A-A side REAR








AP	MODEL	YEAR	ORIGINAL CODE	TECHNICAL SPECIFICATION
AP 6488	 <p>CHRYSLER GRAND VOYAGER V SPW 2.8/3.8 Kw 120/208 LANCIA VOYAGER V SPW 2.8/3.8 Kw 120/208</p>	09.11--> 09.11-->	05109605AC 4589655AD	lenght 671 stroke 188 force 750 junction A-A side REAR
AP 6489	 <p>KIA SPORTAGE Fuoristrada Chiuso 1.7/2 85/122</p>	02.11-->	817703W000 817704T000 817803W000 817804T000	lenght 455,5 stroke 160 force 570 junction A-A side REAR
AP 6490	 <p>KIA CEE'D 2 Volumi 1.4/1.6 Kw 66/99</p>	05.12-->	81770A2000 81780A2000	lenght 408,5 stroke 149,5 force 470 junction A-A side REAR
AP 6491	 <p>KIA PICANTO 2 Volumi 1.0/1.2 Kw 49/63</p>	05.11-->	817701Y000 817701Y010 817801Y000 817801Y010	lenght 370,5 stroke 99 force 480 junction A-A side REAR
AP 6492	 <p>KIA RIO III 2 Volumi 1.25/1.4 Kw 63/80</p>	09.11-->	817701W200 817801W200	lenght 492 stroke 189,5 force 400 junction A-A side REAR
AP 6493	 <p>KIA SORENTO Fuoristrada 2.0/2.4 Kw 110/145</p>	11.09-->	817702P500 817802P500	lenght 500 stroke 169 force 625 junction A-A side REAR
AP 6494	 <p>KIA CARNIVAL GC SPW 2.2/2.9 KW 110/143</p>	06.06-->	817714D000 817814D000	lenght 638,5 stroke 180,5 force 740 junction A-A side REAR







AP	MODEL	YEAR	ORIGINAL CODE	TECHNICAL SPECIFICATION
AP 6495	 JEEP COMPASS Fuoristrada C. 2.0/2.4 Kw 100/125	08.06-->	5115226AB	length 527 stroke 162,5 force 610 junction A-A side REAR
AP 6496	 JEEP GRAND CHEROKEE IV FC 3.0/5.7 Kw 140/259	11.10-->	55113632AA	length 739 stroke 160 force 700 junction A-A side REAR
AP 6497	 JEEP CHEROKEE E LIBERTY Fuoristrada Chiuso 2.8	05.08-->	57010181AB	length 551 stroke 145 force 760 junction A-A side REAR
AP 6498	 JAGUAR XJ 3 Volumi 3.0/5.0 Kw 202/405	10.09-->	AW936342700AB C2D1517	length 588 stroke 166 force 75 junction A-A side REAR
AP 6499	 HYUNDAI SANTA FE Fuoristrada C. 2.0/2.4 KW 110/145	09.12-->	817712W000	length 496,5 stroke 180,5 force 580 junction A-A side REAR
AP 6500	 HYUNDAI i40 SW 1.7/2.0 Kw 85/130	07.11>	817703Z000 817803Z000	length 666,5 stroke 238 force 650 junction A-A side REAR
AP 6501	 HYUNDAI ix20 2Volumi 1.4/1.6 Kw 57/94	11.10-->	817701K000 817801K000	length 478 stroke 148,5 force 610 junction A-A side REAR

AP	MODEL	YEAR	ORIGINAL CODE	TECHNICAL SPECIFICATION
AP 6502	 HYUNDAI ELANTRA 2 Volumi 1.6/2.0 Kw 77/105 ix35 Fuoristrada c. 1.6/2.0 kW 99/135	05.03-->07 11.10-->	817712D220 817712D720	length 483,5 stroke 187 force 610 junction A-A side REAR
AP 6503	 HYUNDAI i10 2 Volumi 1.0/1.2 Kw 49/63	01.08-->	817700X000	length 465 stroke 165 force 360 junction A-A side REAR
AP 6504	 HYUNDAI i30 2 Volumi 3/5 P. 1.4/1.6 Kw 66/99	11.11-->	81770A6000 81780A6000	length 503,5 stroke 194 force 355 junction A-A side REAR
AP 6505	 HYUNDAI i20 2 Volumi 1.1/1.6 Kw 55/94	09.08-->	817701J000 817701J010 817801J000 817801J010	length 420,5 stroke 150,5 force 450 junction A-A side REAR
AP 6506	 HONDA JAZZ III 2 Volumi SX-DX 1.2/1.3 Kw 65/66	07.08-->	04746TF0000	length 431 stroke 157 force 550 junction S-S side REAR
AP 6507	 HONDA CR-V IV Fuoristr.C.1.6/2.0 Kw 88/114 Cof Man	10.12-->	74820T1GE010 74820T1GE010M1 74870T1GE010 74870T1GE010M1	length 606 stroke 238,5 force 395 junction A-A side REAR
AP 6508	 HONDA CR-V IV Fuoristr.C.1.6/2.0 Kw 88/114 Cof Aut	10.12-->	74820T1GE110 74820T1GE110M1	length 606 stroke 238,5 force 460 junction A-A side REAR







AP	MODEL	YEAR	ORIGINAL CODE	TECHNICAL SPECIFICATION
AP 6508				
			74870T1GE110 74870T1GE110M1	length 606 stroke 238,5 force 460 junction A-A side REAR
AP 6509				
	HONDA CIVIC IX 2 Volumi 1.6/2.2 Kw 88/110	02.12-->	74820TV0E011M1 74820TV0E111M1	length 596,5 stroke 221 force 465 junction A-A side REAR
AP 6510				
	FORD GRAND C-MAX SPW 1.6/2.0 Kw 70/134	12.10-->	1766176 AM51U406A10AC	length 703 stroke 282 force 530 junction A-A side REAR
AP 6511				
	NISSAN KUBISTAR SPW 1.2/1.6 Kw 44/70+Furg.to RENAULT KANGOO SPW - Furg. 1.2/1.9 Kw 43/70	08.03--> 08.97-->	7700303139 7700303186 7700308167 8465124 9045000QAA	length 690 stroke 174 force 630 junction A-A side REAR
AP 6512				
	FORD KA 2 Volumi 1.3 TDCi Kw 55 HP 75	10.08-->	1542413 51794232 9551B460A10AA	length 417 stroke 132 force 390 junction A-A side REAR
AP 6513				
	FORD C-MAX II SPW 1.0/2.0 KW 74/134	12.10-->	AM51R406A10AD	length 682 stroke 208 force 580 junction A-A side REAR







AP	MODEL	YEAR	ORIGINAL CODE	TECHNICAL SPECIFICATION
AP 6514	 CHEVROLET AVEO 2 Volumi 1.2/1/6 Kw 51/85	03.11-->	95152165 95152166 95470709 95470710	length 485 stroke 190 force 510 junction A-A side REAR
AP 6515	 CITROEN DS4 2 Volumi 1.6/2.0 Kw 68/147	04.11-->	8731X6 9676672180 9801060880 9801061480	length 509,5 stroke 183 force 350 junction A-A side REAR
AP 6516	 CHEVROLET CAPTIVA Fuoristrada C. 2.0/3.2 Kw 93/190 OPEL ANTARA Fuoristrada C: 2.0/3.2 Kw 93/190	03.11--> 03.11-->	20913311 4809275 95047796 95494360 96661403 96984466	length 585 stroke 246 force 500 junction A-A side REAR
AP 6517	 FORD B-MAX SPW 1.0/1.6 Kw 55/92	10.12-->	AV11R406A10AB	length 554 stroke 189 force 550 junction A-A side REAR
AP 6518	 SEAT M ii 1.0 2 Volumi Kw 44/55 SKODA CITIGO 2 Volumi 1.0 Kw 50/55 VOLKSWAGEN M ii 1.0 2 Volumi Kw 44/55	10.11--> 10.11--> 10.11-->	1S1827550B	length 362,5 stroke 117 force 390 junction A-A side REAR
AP 6519	 VOLKSWAGEN UP 1.0 2 Volumi coda spiovente Kw 44/60	08.11-->	1S6827550D	length 362,5 stroke 117 force 470 junction A-A side REAR







AP 6520	MODEL	YEAR	ORIGINAL CODE	TECHNICAL SPECIFICATION
	VOLKSWAGEN JETTA 1.2 1.4 1.6 2.0 2.5 Kw 77/155	12.11-->	5C6827550	length 489 stroke 151 force 110 junction A-A side REAR
	RENAULT CLIO IV 2 Volumi 0.9/1.6 KW 54/147	11.12-->	844308661R	length 473 stroke 184 force 510 junction A-A side REAR
	RENAULT MEGANE III Grandtour SW 1.2/2.0 Kw 66/162	02.09-->	844300009R	length 482 stroke 171,5 force 705 junction A-A side REAR
	SUZUKI VITARA 1.6 2.0 4WD Kw 50/132	07.88-->03	8185185C00	length 587 stroke 235 force 100 junction A-A side REAR
	RENAULT ZOE 2 Volumi Kw 65	06.12-->	904502915R	length 463 stroke 180 force 480 junction A-A side REAR
	SEAT ALHAMBRA SPW 2.0 Kw 85/147 VOLKSWAGEN SHARAN SPW 1.4/2.0 Kw 85/147	06.10--> 06.10-->	7NO827550	length 542,5 stroke 158 force 740 junction A-A side REAR
	TOYOTA VERSO Space wagon 1.4 Kw 73	11.10-->	68950-52361 68960-52381	length 408 stroke 143 force 580 junction A-A side REAR





AP	MODEL	YEAR	ORIGINAL CODE	TECHNICAL SPECIFICATION
AP 6527	 OPEL ZAFIRA TOURER Sp W 1.4/2.0 Kw 85/121	10.11-->	13387067	length 485 stroke 165 force 660 junction A-A side REAR
AP 6528	 PEUGEOT 308 2 Volumi 1.2/1.6 Kw 60/115	09.13-->	9807899380	length 507 stroke 183 force 535 junction A-A side REAR
AP 6530	 VOLVO V70III SW 1.6/3.2 Kw 80/224 No ap.aut. XC 70 II SW 1.6/3.2 Kw 80/224 No ap.aut.	01.10--> 01.10-->	31217640	length 308 stroke 88 force 1190 junction A-A side REAR
AP 6531	 SKODA RAPID 2 Volumi 1.2/1.6 Kw 55/90	07.12-->	5JA827550C	length 521 stroke 203 force 635 junction A-A side REAR
AP 6532	 SKODA OCTAVIA 2 Volumi 1.2/2.0 Kw 63/132	11.12-->	5E5827550	length 500 stroke 205 force 560 junction A-A side REAR
AP 6534	 TOYOTA YARIS 2 Volumi 1.0 1.3 1.4 1.5 Kw 51/73	09.11-->	689500W641 689500W651 68950-0W660 68950-0W661 68960-0W621 689600W631 68960-0W641	length 416 stroke 151,5 force 405 junction A-A side REAR

AP	MODEL	YEAR	ORIGINAL CODE	TECHNICAL SPECIFICATION
AP 6535	VOLKSWAGEN BEETLE 2 Volumi 1.2/2.5 Kw 77/147	07.11-->	5C5827550 5C5827550A 5C5827550C	length 687 stroke 213 force 565 junction A-A side REAR
AP 6536	VOLKSWAGEN GOLF VII 2Volumi 1.2/2.0 Kw 63/221	08.12-->	5G6827550C	length 531,5 stroke 182 force 520 junction A-A side REAR
AP 6537	SKODA SUPERB SW Kw 77/191 VOLKSWAGEN SUPERB SW Kw 77/191	10.09--> 10.09-->	3T9827550	length 600 stroke 177 force 580 junction A-A side REAR
AP 6538	OPEL MOKKA Fuoristrada chiuso 1.6 Kw 96/103	06.12-->	132111 132112 95095593 95095594	length 618,5 stroke 240 force 370 junction A-A side REAR
AP 6539	VOLKSWAGEN BORA station wagon 1.39/2.79 kw 55/150 GOLF IV 2 volumi 1.39/2.79 Kw 55/150 PASSAT VARIANT SW 1.59/3.99 kw 74/202	05.99-->05.05 09.99-->06.05 11.00-->05.05	1j6827550	length 500 stroke 205 force 500 junction A-A side REAR
AP 6540	FORD TRANSIT furgonato 2.0/2.4 kw 55/101	01.00-->05.06	4 378 216 5 208 361	length 678 stroke 282 force 480 junction A-A side REAR
AP 6542	FIAT STILO multiwagon 1.4/1.9 kw 59/103	01.03-->08.08	46762434 51709681 51736743	length 603 stroke 200 force 740 junction A-A side REAR

AP	MODEL	YEAR	ORIGINAL CODE	TECHNICAL SPECIFICATION
AP 6542				
			51736744	length 603 stroke 200 force 740 junction A-A side REAR
AP 6543				
	CITROEN XSARA Break SW 1.4/2.0 kw 55/81 XSARA coupe(N0) 1.8/2.0 kw 55/120 XSARA(N1) 2 volumi 1.4/2.0 kw 55/120	10.97-->08.05 02.98-->03.05 04.97-->03.05	7825.11 7925.11 9629618980	length 459 stroke 154,5 force 300 junction A-A side FRONT
AP 6544				
	CITROEN XSARA Break SW 1.8/3.0 kw 55/120	06.95-->04.03	8371.A8	length 591 stroke 250 force 480 junction A-A side REAR
AP 6545				
	VOLKSWAGEN POLO(9a4) 3 volumi 1.4/1.9 kw 55/101 POLO(9N) 2 volumi 1.2/1.9 kw 40/132	09.02--> 10.01-->11.09	6Q0823359 6Q0823359C	length 500 stroke 205 force 310 junction A-A side FRONT
AP 6546				
	TOYOTA AVENSIS SW 1.6/2.4 kw 74/125	04.03-->11.08	68950-05070 68950-05071 68950-05072 68950-09150 68950-09320 68950-09340 68960-05070 68960-05071 68960-05072 68960-09100 68960-09250	length 448 stroke 166 force 555 junction A-A side REAR
AP 6548				
	VOLKSWAGEN GOLF VI 2 volumi 1.2/2.0 kw 59/199 GOLF VI variant SW 1..2/2.0 kw 59/147	05.10-->11.13 07.09-->07.13	5K0823359B 5K0823359C 5K0823359D	length 730 stroke 308 force 265 junction A-A side FRONT

AP 6552	MODEL	YEAR	ORIGINAL CODE	TECHNICAL SPECIFICATION
	RENAULT MEGANE SCENIC SW 1.4/2.0 kw 55/84 SCENIC I SW 1.4/2.0 kw 47/103	01.97-->10.99 9.99-->08.03	7700434465 7700828454	length 597 stroke 204 force 515 junction A-A side REAR
AP 6553	MODEL	YEAR	ORIGINAL CODE	TECHNICAL SPECIFICATION
	MERCEDES CLASSE E (W210) 3 volumi 2.0/5.5 kw 55/260 CLASSE E(S210) SW 2.0/5.5 kw 92/260	01.96-->03.02 06.96-->03.03	19808064	length 325 stroke 111 force 1400 junction A-A side REAR
AP 6554	MODEL	YEAR	ORIGINAL CODE	TECHNICAL SPECIFICATION
	HYUNDAI TUCSON (TLE) 1.6/2.0 kw 97/16	06.15-->	81770-D7000	length 578 stroke 198,5 force 610 junction A-A side REAR
AP 6555	MODEL	YEAR	ORIGINAL CODE	TECHNICAL SPECIFICATION
	DACIA DUSTER 1.2/1.6 kw 66/92 RENAULT DUSTER 1.6/2.0 kw 75/135	04.10--> 0.2.12-->	90452004R	length 404,5 stroke 130 force 615 junction A-A side REAR
AP 6560	MODEL	YEAR	ORIGINAL CODE	TECHNICAL SPECIFICATION
	JEEP RENEGADE 1.4/2.0 kw 81/125	07.14-->	52017651	length 498 stroke 179 force 460 junction A-A side REAR
AP 6561	MODEL	YEAR	ORIGINAL CODE	TECHNICAL SPECIFICATION
	OPEL CORSA E 2 volumi 1.0/1.6 kw 51/152 CORSA E Van 1.2/1.4 kw 51/70	09.14--> 09.14-->	133428064	length 602,5 stroke 241,5 force 270 junction A-A side REAR
AP 6562	MODEL	YEAR	ORIGINAL CODE	TECHNICAL SPECIFICATION
	RENAULT CLIO IV 2 Volumi 0.9/1.6 KW 54/147 CLIO IV SW 0.9/1.5 kw 54/88	11.12--> 01.13-->	654703934R	length 423 stroke 150 force 570 junction A-A side FRONT

AP 6563	MODEL	YEAR	ORIGINAL CODE	TECHNICAL SPECIFICATION
	VOLKSWAGEN GOLF ALLTRACK 1.6/2.0 kw 81/135 GOLF SPORTSVAN 1.2/2.0 kw 81/110 GOLF VII 2Volumi 1.0/2.0 Kw 63/206 GOLF VII SW 1.0/2.0 kw 63/221	12.14--> 02.14--> 08.12--> 05.13-->	5G0823359	length 779 stroke 274 force 285 junction A-A side FRONT
AP 6564	MODEL	YEAR	ORIGINAL CODE	TECHNICAL SPECIFICATION
	VOLKSWAGEN POLO (9A4) 3 volumi 1.4/1.9 kw 47/74 POLO (9N) 2 volumi 1.2/1.9 kw 40/132	09.02--> 01.02-->11.09	6Q0823359 6Q0823359C	length 500 stroke 205 force 310 junction A-A side FRONT
AP 6565	MODEL	YEAR	ORIGINAL CODE	TECHNICAL SPECIFICATION
	VOLKSWAGEN POLO (9A4) 3 volumi 1.4/1.9 kw 47/74	09.02-->	6Q5827550A 6Q5827550B	length 256,5 stroke 66 force 600 junction A-A side REAR
AP 6566	MODEL	YEAR	ORIGINAL CODE	TECHNICAL SPECIFICATION
	DACIA DUSTER 1.2/1.6 kw 66/92 FORD FIESTA VI 2 volumi 1.0/1.6 kw 44/147 FIESTA VI VAN 1.0/1.6 kw 48/134 RENAULT DUSTER 1.6/2.0 kw 75/135	0.2.12--> 06.08--> 01.09--> 0.2.12-->	1666068 654712943 654712943R	length 545 stroke 211 force 335 junction A-A side REAR
AP 6566	MODEL	YEAR	ORIGINAL CODE	TECHNICAL SPECIFICATION
	DACIA DUSTER 1.2/1.6 kw 66/92 FORD FIESTA VI 2 volumi 1.0/1.6 kw 44/147 FIESTA VI VAN 1.0/1.6 kw 48/134 RENAULT DUSTER 1.6/2.0 kw 75/135	0.2.12--> 06.08--> 01.09--> 0.2.12-->	1666068 654712943 654712943R	length 588,5 stroke 210 force 360 junction A-A side FRONT
AP 6567	MODEL	YEAR	ORIGINAL CODE	TECHNICAL SPECIFICATION
	FIAT 500 X 1.3/2.0 kw 70/125 RENAULT SANDERO/STEPWAY II 1.2/1.6 kw 72/102	09.14--> 11.13-->	52029616 52031518 904529943R	length 451 stroke 162 force 480 junction A-A side REAR

AP 6567	MODEL	YEAR	ORIGINAL CODE	TECHNICAL SPECIFICATION
	FIAT 500 X 1.3/2.0 kw 70/125 RENAULT SANDERO/STEPWAY II 1.2/1.6 kw 72/102	09.14--> 11.13-->	52029616 52031518 904529943R	lenght 472,5 stroke 176 force 400 junction A-A side REAR
AP 6568	MODEL	YEAR	ORIGINAL CODE	TECHNICAL SPECIFICATION
	DACIA LOGAN II 3 volumi 1.2/1.5 kw 55/77 LOGAN II SW 0.9/1.2 kw 54/90 SANDERO II 0.9/1.5 kw 55/90 RENAULT CLIO II 2 volumi 1.2/3.0 kw 43/187 CLIO II furgonato 1.1/1.9 kw 43/86 CLIO III2 volumi 1.6 kw 86 SANDERO/STEPWAY II 1.2/1.6 kw 72/102	10.12--> 02.13--> 10.12--> 09.98--> 09.98--> 05.05-->02.10 11.13-->	654713274R 7700842256	lenght 412 stroke 152 force 340 junction A-A side REAR
AP 6568	MODEL	YEAR	ORIGINAL CODE	TECHNICAL SPECIFICATION
	DACIA LOGAN II 3 volumi 1.2/1.5 kw 55/77 LOGAN II SW 0.9/1.2 kw 54/90 SANDERO II 0.9/1.5 kw 55/90 RENAULT CLIO II 2 volumi 1.2/3.0 kw 43/187 CLIO II furgonato 1.1/1.9 kw 43/86 CLIO III2 volumi 1.6 kw 86 SANDERO/STEPWAY II 1.2/1.6 kw 72/102	10.12--> 02.13--> 10.12--> 09.98--> 09.98--> 05.05-->02.10 11.13-->	654713274R 7700842256	lenght 583,5 stroke 240,5 force 400 junction A-A side FRONT
AP 6571	MODEL	YEAR	ORIGINAL CODE	TECHNICAL SPECIFICATION
	BMW X 1 (E84) SW 1.6/2.8 kw 85/180 FORD FORD C MAX SW 1.6/2.0 kw 66/107 FORD FOCUS C MAX SW 1.6/2.0 kw 66/107	03.09-->06.15 02.07-->09.10 10.03-->03.07	1252377 1252806 1683725 51242990136	lenght 569 stroke 221,5 force 460 junction A-A side REAR

Distribuito da:

la qualità originale è



the original quality is

FAST Cooling Systems S.r.l.
Corso Grosseto 194 - 10148 - Torino - Italy
Tel. 0039.0114143963 - fax 0039.0112644515
www.fastcs.it - info@fastcs.it